

臺北市111學年度中山區濱江國民小學英語學習情境中心

執行成果報告



壹、中心簡介

一、中心願景——接軌國際與世界同行

- (一) 提供英語學習情境，推展英語教學活動，建立學童國際宏觀，奠定接軌世界良好基礎。
- (二) 提供英語學習生活化、生活體驗英語化的學習情境，培養學生英語語言能力。
- (三) 建置英語情境教學中心，提供本市其他國小設置英語學習情境專科教室及課程之參考。

二、設置目標

- (一) 提供本校學童體驗英語生活環境，提升英語學習效果和培養國際觀。
- (二) 延聘國外具語言教學之外籍教師，藉由交流切磋觀摩，增進本市英語教師教學專業能力。
- (三) 提供本市國小英語專科教室源缺乏學校之學生體驗學習，以達資源共享之目標。
- (四) 建立外籍師資遴選、聘用及管理經營模式，做為本市各校聘用外籍教師之參考。
- (五) 發展多元化英語學習輔助媒體，建置學習網站和多媒體教材，達到資訊科技融入英語教學之效益。
- (六) 培訓英語教學志工，凝聚社區資源及家長之力量。

三、理念特色

- (一) 以溝通式教學觀之觀點，設計本校英語情境中心課程。
- (二) 以實際溝通為原則，設計與學生相關聯的教材。
- (三) 透過類似真實的情境學習，以學習真實使用的語言。
- (四) 透過人與情境的互動，誘發學生主動學習的態度。
- (五) 以「任務式教學法」為主軸，讓學生進行有意義的溝通。
- (六) 透過不斷完成「任務」的過程，培養學生解決問題的能力。

四、中心師資

外國籍教師3位、本國籍教師3位。

五、開放他校遊學

本校英語學習情境中心開放台北市各校四年級至六年級學生以班為單位申請遊學。

貳、年度營運計劃或實施計畫

本校英語學習情境中心本年度自112年9月起，開放台北市各校四年級至六年級學生以班為單位申請遊學。詳細開放時間及日期亦公告於本校情境中心專屬網站：<http://ev.bjes.tp.edu.tw>

一、 參加人數：

以班級為單位，最多2班、總人數上限58人，限同年段報名上午時段(AB)或下午時段(CD)。

二、 體驗時間：

學期中每週二上午、週二下午、週四上午、週四下午，擇一時段參加，每場次活動總時長約2小時。

| 早上 | 下午 | 活動內容 | 活動說明 |
|-------------|-------------|-------------------|------------|
| 08:50-09:00 | 01:15-01:25 | Warm up | 暖身活動 (相見歡) |
| 09:00-09:10 | 01:25-01:35 | Pre-Test | 前測 |
| 09:15-09:55 | 01:40-02:20 | First class | 情境主題 1 |
| 09:55-10:00 | 02:20-02:25 | Break | 休息時間 |
| 10:00-10:40 | 02:25-03:05 | Second class | 情境主題 2 |
| 10:40-11:00 | 03:05-03:25 | Post-Test Wrap Up | 後測、紀念品 |

三、 實施方式

每梯次學生分成三組，每組學生由本中心安排體驗二個不同的情境，由中、外籍教師帶領進行情境體驗英語教學。




四、 課程內容：分三階段進行

(一) 行前學習：請報名參加學校利用本中心學習網站的課程影片指導學生先行練習。(影片網址：<http://ev.bjes.tp.edu.tw/modules/tad-news/index.php?nsn=175>)

(二) 體驗活動：學生分組依課表由本校教師實施情境體驗式教學，每次體驗每位學生可以體驗到兩種不同情境主題。

| 四年級體驗主題 | | |
|---|---|---|
| 飯店客房 | 餐廳 | 診所 |
|  |  |  |

| 五年級體驗主題 | | |
|---------|----|-----|
| 世界之窗 | 超市 | 電影院 |

| | | |
|--|--|--|
|  |  |  |
| <p>「世界之窗」主題為本校 EV2.0 轉型課程、結合 iPad 給學生更多科技融入教學體驗。</p> | | |

| 六年級體驗主題 | | |
|---|---|---|
| 新聞播報 | 肢體運動 | 機場 |
|  |  |  |

(三) 評量活動：學生進入本中心前，將會針對此次體驗主題部分讓學生進行聽說能力評量，以求了解學生能力，進行即時體驗課程內容調整，課程結束後再進行一次評量，以了解學生實際進步情形。

五、報名方式

登入本校情境中心遊學預約網站：<https://reserve.ev.bjes.tp.edu.tw/>
線上預約，接著列印體驗活動報名表，依行政程序簽核後，於48小時內傳真報名表至本中心，並以電話連絡確認。

負責人：高珮文老師 電話：8502-1571轉1102 傳真：8501-1146

六、其他事項：

- (一) 參加體驗學習學生之交通與保險費用由學生自費（請各校自行辦理）。
- (二) 體驗學生請自備學用品及水壺。
- (三) 本學期濱江英語情境中心以實體遊學為主。

參、執行成果說明(量化或質性)

一、體驗人次統計

(一) 校外遊學體驗統計

| | | | |
|-------|-------|-------|--------|
| 111-1 | 78個班級 | 14所學校 | 2015人次 |
| 111-2 | 87個班級 | 17所學校 | 2295人次 |

(二) 邁向卓越英語夏令營

參與學生共 90 人(男 38 人、女 52 人)，
弱勢身分學生共 8 人(男 5 人、女 3 人)。

二、學生體驗理解能力與興趣感受程度分析

(一) 校外遊學體驗統計

| | 前測平均答對率 | 後測平均答對率 | 進步百分比 |
|-----|---------|---------|-------|
| 4年級 | 43.5% | 78% | 79% |
| 5年級 | 68.25% | 86.5% | 27% |
| 6年級 | 70.67% | 89.17% | 26% |

(二) 邁向卓越英語夏令營

學生參加夏令營前、後測成果的對比：

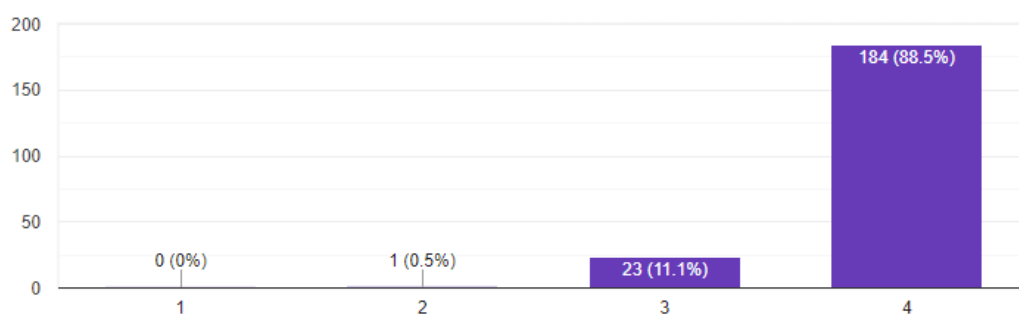
前測正確率45%、後測正確率83、進步幅度38%。

(三) 遊學滿意度回饋

整體而言，我對此次體驗課感到滿意

複製

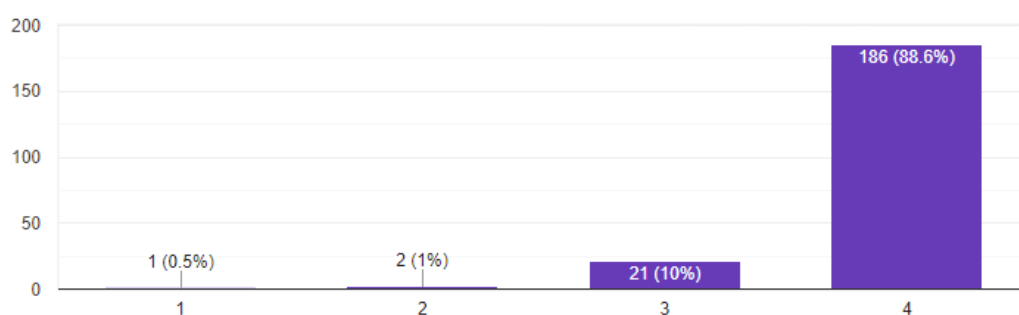
208 則回應



下學期我願意帶學生來濱江國小情境中心遊學

複製

210 則回應



(四) 校外遊學帶隊教師質性回饋

很喜歡教 hotel 的老師 Mr. Mason

希望能增加學生探訪次數

謝謝濱江英語情境中心的協助及教學，小朋友們很認真開心學習：)

很棒的體驗！學生不會害怕說英文

謝謝，辛苦了

希望東湖國小能持續來濱江國小學習

無。謝謝濱江國小英語情境中心的老師們，學生今天體驗了很棒的課程。

基於程度差異與學習落差，提升學習樂趣程度因人而異

興趣提升因人而異

謝謝老師們的用心教導！讓孩子們學習愉快。這裡的課程好棒。


















三、建置線上教學影片與學習單

(一) 校內課線上影片更新

The screenshot shows a video player with a dark background. At the top, there is a transcript of a dialogue between a passenger (P) and an airport staff member (C). The transcript includes phrases like "I need to check-in", "May I see your passport?", "Here you are", "Do you have check-in luggage?", "Yes, one suitcase", "Can you put it on the scale please?", and "Would you like a window or an aisle seat?". Below the transcript, the video title is "2023 Fall _Worksheet Reference Video". The video is set to "Not Public" (不公開) and has been viewed 9 times. There are buttons for "全部播放" (Play All) and "隨處播放" (Watch Later). At the bottom, it says "未提供任何說明" (No description provided).

- 排序**
- Airport Gr 5 Worksheet**
ev ev • 觀看次數：6次 • 3個月前
2:02
- Hotel grade 4**
ev ev • 觀看次數：1次 • 3個月前
1:07
- Airport Grade 4 Worksheet**
ev ev • 觀看次數：2次 • 3個月前
1:46
- Hotel grade 3**
ev ev • 觀看次數：4次 • 3個月前
1:09
- Supermarket Grade 3 Video**
ev ev • 觀看次數：2次 • 3個月前
2:14
- Hotel grade 5**
ev ev • 觀看次數：1次 • 3個月前
1:19
- Airport Grade 6 Worksheet**
ev ev • 觀看次數：3次 • 3個月前
1:55
- Supermarket Grade 4 Video**
ev ev • 觀看次數：4次 • 3個月前
2:06
- Airport Grade 3 Worksheet**
ev ev • 觀看次數：2次 • 3個月前
1:41

(二) 各情境學習單

| | | | | | | | | | | | | | | | | | | | | | | | | | | | | | | | | | | | | |
|-------------------------------------|--|--|-----------------|--|----------------|----------------------|-----------------|--------------------------------|------------------|--|-----------------|------------------|------------|----------------------|-------------|--|------------------|------------|-----------------|--|-------------|---------------------|---------------|----------------------|--------------------|---------------------------------------|------------------|---------------------------|------------|---------------------------|-----------------|---------------------|--------------|---------------|-------------|--|
| <h2 style="margin: 0;">Clinic</h2> | <p style="text-align: center;">Binjiang English Village Clinic Worksheet Grade:4</p> <p>A. Who are they?</p> <p style="text-align: center;">THE CLINIC TEAM</p>  <p>B. Look at the picture and identify what's wrong. I feel bad, I have a (sore throat, fever, runny nose, earache, headache, stuffy nose)</p> <div style="display: flex; justify-content: space-around; align-items: flex-end;"> <div style="text-align: center;">  1. _____ </div> <div style="text-align: center;">  2. _____ </div> <div style="text-align: center;">  3. _____ </div> <div style="text-align: center;">  4. _____ </div> <div style="text-align: center;">  5. _____ </div> </div> <p style="text-align: center; font-size: small;">Keep washing your hands, wearing your mask, and maintaining a healthy lifestyle.</p> | <p>C. Answer the question.</p> <p>1. To make you feel better, what will a doctor give you? Some _____.</p> <p>2. Fill in the blanks and read two times</p> <table border="1" style="width: 100%; border-collapse: collapse;"> <tr> <td style="width: 20px; text-align: center;">N</td> <td>Head, please. It's 38 degrees Celsius. Your name, please.</td> </tr> <tr> <td style="text-align: center;">P</td> <td>My name is _____.</td> </tr> <tr> <td style="text-align: center;">D</td> <td>Hello, _____. How do you feel?</td> </tr> <tr> <td style="text-align: center;">P</td> <td>I feel sick. </td> </tr> <tr> <td style="text-align: center;">D</td> <td>What's wrong?</td> </tr> <tr> <td style="text-align: center;">P</td> <td>I have a _____.</td> </tr> <tr> <td style="text-align: center;">D</td> <td>Don't worry. Take these _____ times a day.</td> </tr> <tr> <td style="text-align: center;">P</td> <td>Thank you.</td> </tr> </table> <p style="text-align: center; font-size: small;">Keep washing your hands, wearing your mask, and maintaining a healthy lifestyle.</p> | N | Head, please. It's 38 degrees Celsius. Your name, please. | P | My name is _____. | D | Hello, _____. How do you feel? | P | I feel sick.  | D | What's wrong? | P | I have a _____. | D | Don't worry. Take these _____ times a day. | P | Thank you. | | | | | | | | | | | | | | | | | | |
| N | Head, please. It's 38 degrees Celsius. Your name, please. | | | | | | | | | | | | | | | | | | | | | | | | | | | | | | | | | | | |
| P | My name is _____. | | | | | | | | | | | | | | | | | | | | | | | | | | | | | | | | | | | |
| D | Hello, _____. How do you feel? | | | | | | | | | | | | | | | | | | | | | | | | | | | | | | | | | | | |
| P | I feel sick.  | | | | | | | | | | | | | | | | | | | | | | | | | | | | | | | | | | | |
| D | What's wrong? | | | | | | | | | | | | | | | | | | | | | | | | | | | | | | | | | | | |
| P | I have a _____. | | | | | | | | | | | | | | | | | | | | | | | | | | | | | | | | | | | |
| D | Don't worry. Take these _____ times a day. | | | | | | | | | | | | | | | | | | | | | | | | | | | | | | | | | | | |
| P | Thank you. | | | | | | | | | | | | | | | | | | | | | | | | | | | | | | | | | | | |
| <h2 style="margin: 0;">Airport</h2> | <p style="text-align: center;">Airport-Gr 5 Match Up Name: _____</p> <p style="text-align: center; font-size: small;">Choose the correct letter- a,b,c,d</p> <div style="display: flex; justify-content: space-between;"> <div style="width: 45%;"> <p>1.  A <input type="checkbox"/> Boarding Pass B <input type="checkbox"/> Suitcase C <input type="checkbox"/> Flight Attendant D <input type="checkbox"/> Window Seat</p> <p>2.  A <input type="checkbox"/> Flight Attendant B <input type="checkbox"/> Passport C <input type="checkbox"/> Window Seat D <input type="checkbox"/> Pilot</p> <p>3.  A <input type="checkbox"/> Boarding Pass B <input type="checkbox"/> Airport Security C <input type="checkbox"/> Check in Luggage D <input type="checkbox"/> Passport</p> <p>4.  A <input type="checkbox"/> Airport Security B <input type="checkbox"/> Pilot C <input type="checkbox"/> Flight Attendant D <input type="checkbox"/> Suitcase</p> </div> <div style="width: 45%;"> <p>5.  A <input type="checkbox"/> Suitcase B <input type="checkbox"/> Window Seat C <input type="checkbox"/> Pilot D <input type="checkbox"/> Check in Luggage</p> <p>6.  A <input type="checkbox"/> Flight Attendant B <input type="checkbox"/> Boarding Pass C <input type="checkbox"/> Suitcase D <input type="checkbox"/> Check in Luggage</p> <p>7.  A <input type="checkbox"/> Window Seat B <input type="checkbox"/> Pilot C <input type="checkbox"/> Suitcase D <input type="checkbox"/> Airport Security</p> <p>8.  A <input type="checkbox"/> Airport Security B <input type="checkbox"/> Flight Attendant C <input type="checkbox"/> Pilot D <input type="checkbox"/> Boarding Pass</p> </div> </div> <div style="margin-top: 20px;"> <p style="text-align: center;">Put the correct word in each box:</p> <table style="width: 100%;"> <tr> <td style="width: 15%;">Airlines</td> <td>C: _____ to Binjiang _____.</td> </tr> <tr> <td>Welcome</td> <td>How may I _____ you?</td> </tr> <tr> <td>suitcase</td> <td>P: I need to _____</td> </tr> <tr> <td>passport?</td> <td>C: May I _____ your _____</td> </tr> <tr> <td>luggage?</td> <td>P: Here you are.</td> </tr> <tr> <td>see</td> <td>C: Do you have _____</td> </tr> <tr> <td>help</td> <td>P: Yes, one _____.</td> </tr> <tr> <td>check in.</td> <td></td> </tr> <tr> <td>check-in</td> <td></td> </tr> </table> <table style="width: 100%;"> <tr> <td style="width: 15%;">pass</td> <td>C: Can you _____ it</td> </tr> <tr> <td>window</td> <td>on the _____ please?</td> </tr> <tr> <td>aisle seat?</td> <td>C: Would you like a _____ or an _____</td> </tr> <tr> <td>passport?</td> <td>P: An aisle _____ please.</td> </tr> <tr> <td>put</td> <td>C: Here's your _____. And</td> </tr> <tr> <td>boarding</td> <td>this is your _____.</td> </tr> <tr> <td>scale</td> <td>P: Thank you.</td> </tr> <tr> <td>seat</td> <td></td> </tr> </table> </div> | | Airlines | C: _____ to Binjiang _____. | Welcome | How may I _____ you? | suitcase | P: I need to _____ | passport? | C: May I _____ your _____ | luggage? | P: Here you are. | see | C: Do you have _____ | help | P: Yes, one _____. | check in. | | check-in | | pass | C: Can you _____ it | window | on the _____ please? | aisle seat? | C: Would you like a _____ or an _____ | passport? | P: An aisle _____ please. | put | C: Here's your _____. And | boarding | this is your _____. | scale | P: Thank you. | seat | |
| Airlines | C: _____ to Binjiang _____. | | | | | | | | | | | | | | | | | | | | | | | | | | | | | | | | | | | |
| Welcome | How may I _____ you? | | | | | | | | | | | | | | | | | | | | | | | | | | | | | | | | | | | |
| suitcase | P: I need to _____ | | | | | | | | | | | | | | | | | | | | | | | | | | | | | | | | | | | |
| passport? | C: May I _____ your _____ | | | | | | | | | | | | | | | | | | | | | | | | | | | | | | | | | | | |
| luggage? | P: Here you are. | | | | | | | | | | | | | | | | | | | | | | | | | | | | | | | | | | | |
| see | C: Do you have _____ | | | | | | | | | | | | | | | | | | | | | | | | | | | | | | | | | | | |
| help | P: Yes, one _____. | | | | | | | | | | | | | | | | | | | | | | | | | | | | | | | | | | | |
| check in. | | | | | | | | | | | | | | | | | | | | | | | | | | | | | | | | | | | | |
| check-in | | | | | | | | | | | | | | | | | | | | | | | | | | | | | | | | | | | | |
| pass | C: Can you _____ it | | | | | | | | | | | | | | | | | | | | | | | | | | | | | | | | | | | |
| window | on the _____ please? | | | | | | | | | | | | | | | | | | | | | | | | | | | | | | | | | | | |
| aisle seat? | C: Would you like a _____ or an _____ | | | | | | | | | | | | | | | | | | | | | | | | | | | | | | | | | | | |
| passport? | P: An aisle _____ please. | | | | | | | | | | | | | | | | | | | | | | | | | | | | | | | | | | | |
| put | C: Here's your _____. And | | | | | | | | | | | | | | | | | | | | | | | | | | | | | | | | | | | |
| boarding | this is your _____. | | | | | | | | | | | | | | | | | | | | | | | | | | | | | | | | | | | |
| scale | P: Thank you. | | | | | | | | | | | | | | | | | | | | | | | | | | | | | | | | | | | |
| seat | | | | | | | | | | | | | | | | | | | | | | | | | | | | | | | | | | | | |







Hotel

Grade 4 Hotel Worksheet

Name: _____ Number: _____ Class: _____

A. Vocabulary and handwriting

Write the word 1 time below and say it 5 times.

| | |
|---|--|
| <p>single bed</p>  <p>_____</p> <p>_____</p> | <p>room card</p>  <p>_____</p> <p>_____</p> |
| <p>orange juice</p>  <p>_____</p> <p>_____</p> | <p>sandwich</p>  <p>_____</p> <p>_____</p> |
| <p>double bed</p>  <p>_____</p> <p>_____</p> | <p>waffle</p>  <p>_____</p> <p>_____</p> |

B. Choose the correct answer.

- | |
|--|
| A. My name is Andy. |
| B. I would like to check in. |
| C. I need a room with two single beds. |
| D. Thank you. |

Example: Staff: May I help you? Guest: B

1. Staff: What kind of room do you need?

Guest: _____

2. Staff: May I have your name, please?

Guest: _____

C. Dialogue

Clerk: May I help you?

Guest: I would like to order a breakfast.

Sure, would you like _____ or _____?

Clerk:



Guest: I'd like some sandwiches.

Movie Theater




Binjiang English Village

Movie Theater - Grade 6

Part 1: Vocabulary

Write the word under the picture that represents the genre of the movie

Word Bank: Action, Horror, Comedy, Fantasy, Sci-fi, Romance, Animation

| | | |
|---|---|---|
|  |  |  |
|  |  |  |

Part 2: Dialogue

Complete dialogues 1, 2, and 3 by writing your answer in the blank

Dialogue 1

P1: What type of movie would you like to see?

P2: I would like to see a/an _____ movie.

Dialogue 2

C: Which movie would you like to see?

P: I would like to see _____ at 3:00.

C: That movie is sold _____.

P: _____, I would like to see _____ at _____ (time)

C: Where do you want to sit?

P: I would like to sit in row _____ seat _____.

C: Here is your ticket. Enjoy the movie.

P: _____ you!

Dialogue 3

C: What would you like?

P: I would like combo _____ with a _____ (size) _____ (snack) and a _____ (size) _____ (drink).

C: It is _____ (amount) dollars.

P: Here you go.

C: Here are your _____ (snack) and your _____ (drink).

P: _____ you!

Part 3: Rules in the Movie Theater

Fill in the line with the meaning of the image and say it 5 times.

| | |
|---|---|
|  |  |
|  |  |

Part 4: Discussing movies

Circle the correct word to complete the sentence.

- This action film is really touching / exciting.
- I don't like horror movies. They are too scary / funny.
- Comedy movies make me laugh / cry. They are very funny / exciting.
- Fantasy movies are very realistic / imaginative.

Supermarket

Supermarket- Grade 6

A. Write the correct terms on the line.

| | |
|--|--|
| 1.  | 2.  |
| 3.  | 4.  |
| 5.  | 6.  |
| 7.  | 8.  |

B. Create a shopping list.



SHOPPING LIST:

C. Complete the dialogue.

| | | |
|-----------|-----------|------------|
| credit | check out | membership |
| thank you | coupon | bag |

Cashier: Are you ready to _____?

Customer: Yes, I am.

Cashier: Do you have a _____ card?

Customer: Yes, here you go.

Cashier: What items do you have?

Customer: I have an apple, potato, milk, and moon cake.

Cashier: That will be 100 dollars. Would you like a _____?

Customer: No thank you. I have a _____.

Cashier: The total is 60 dollars. Will you pay by cash or _____?

Customer: Here you go.

Cashier: _____ Have a good day.

肆、附件佐證資料(含活動照片或文宣)

Clinic

How do you feel?



Let's see a doctor.



Airport

Go through security.



What do you want?



Hotel

Room service.



Check in and get room cards.



Movie Theater

Buying Tickets.



Buying snacks.



Supermarket

Plan the shopping list.

Let's go to the supermarket.



Restaurant

What would you like to eat?



Let's serve the food.



(三) 校外遊學

Gym Room

Stretching



Let's do some workout.



Clinic

Let's see a doctor.



How do you feel?



Airport

What do you want?



Get passport and boarding pass



Hotel

How do you go there?



Checking in and get room card



Movie Theater

Buying movie tickets

Buying snacks



Supermarket

Let's go shopping



What can you find on the shelf?



伍、綜合回饋(省思、未來展望、困境或建議)

本校團隊由教師以及行政人員所組成，行政人員負責課程規劃、中外籍教師負責課程開發。

本校情境中心課程一直以來以任務式教學法規劃，給予每位學生充分開口說英語的機會，課程活動設計時均設法與現實生活世界的經驗作連結，在情境中心的學習活動等於是為學生搭一個鷹架，為學生將來出國或在真實生活中遇到外國人需要開口說英文時做一個充分的準備，讓孩子在真實世界中不害怕開口說英文。

本校英語學習情境中心，自98年6月開幕啟用，至今已逾十年。本校英情團隊仍堅持每年持續更新課程，希冀帶給學生不同的體驗。