

臺北市 111 學年度大安區古亭國民小學英語學習情境中心

執行成果報告目次

壹、台北市大安區古亭國民小學英語學習情境中心簡介	2
貳、111 學年度校內活動計畫	7
中秋節活動實施計畫.....	8
萬聖節活動實施計畫.....	11
感恩節活動實施計畫.....	12
聖誕節活動實施計畫.....	17
嘉年華活動實施計畫.....	19
復活節活動實施計畫.....	21
參、111 學年度開放外校線上與實體課程體驗學習實施計畫	23
肆、111 學年度體驗外校線上與實體課程教案.....	31
伍、111 學年度英語情境中心執行成果說明.....	78
體驗人次統計.....	78
建置線上教學影片.....	79
陸、附件	80
柒、綜合回饋	100
臺北市 111 年度邁向卓越學生英語夏令營	101

台北市大安區古亭國民小學英語學習情境中心簡介

壹、緣起

配合臺北市政府教育局「臺北市國民小學增置英語情境中心三年計畫」，本校位居大安區，是文教薈萃之地，擁有充實的教育資源和設備，於人文、自然等各項資源也十分充裕，因而被選做設置英語情境中心的地點。

臺北市古亭國小，依現有優勢條件進行空間規劃，融合英語教育與社區資源，透過在地文化課程研發、與多元文化接軌，建造一個具有國際視野的「英語學習情境中心」，讓學生不必出國就能體驗全英語的學習環境。

與其他英語學習情境中心不同的是，古亭以搭乘郵輪「Ocean Paradise」號，由臺灣各地的人文風情出發，搭乘快樂列車，來到碼頭登船，一覽大海無限風光，讓孩子的胸襟如四海一家開闊。郵輪內部設置有醫療中心、餐廳、理髮廳、PUB 和舞池等多項設備，搭乘郵輪亦可以到美國紐約時代廣場，透過紀念品、3C 產品、超級市場等販售教導孩子實用英文，於時代廣場中央布置世界景點大富翁，以遊戲活潑的方式，讓孩子快樂認識世界。之後，郵輪載著孩子的夢想來到澳洲雪梨歌劇院，欣賞藝文活動，厚植人文藝術氣息。最後一站回到臺北，透過虛擬情境軟體與腳踏車結合，孩子們可以親自踩著腳踏車，彷彿親臨世界各地，另外還有捷運、公車站、仿真計程車等交通場景，等著孩子體驗開口說英語。

貳、中心願景

- 一、設置英語學習情境中心，透過情境教室之真實體驗，激發學生學習興趣，進而提升學生學習英語之成效和培養國際觀。
- 二、藉助教學空間之轉化參與，豐富學生學習內涵，增進學生多元文化之了解。
- 三、建置優質英語學習情境，提供本市國小英語專科教室資源缺乏學校之學生體驗學習，以達資源共享之目標。

參、實施目標

- 一、提供本校及鄰近學校學生英語學習環境，提升學生對英語的學習興趣。
- 二、聘用合格外籍教師實施英語教學，並參與學校教師經驗分享，增進教學專業能力。
- 三、發展多元教學環境、開發資訊融入之教學媒材，擴展英語學習效益。

肆、計畫內容

- 一、由臺北市政府教育局編列經費創設。102 學年度之後逐年編列營運經費於本校預算中執行。
- 二、實施辦法：

因應疫情，111 學年度對外校同時開放實體與線上課程。

每週一、二、四、五，共四天，每天開放 09:25-10:05 和 10:25-11:05 兩個時段供外校登記選擇線上課程；實體課程則開放每週一、二、四這三天下午 13:00-15:30、及每週五早上 08:40-11:10 供外校報名上課。

四、教學模式

由英語情境中心的中、外籍教師針對三至六年級學童進行全英語教學，以班級為單位，每次上課以 32 人為限。各校於網路報名登記後，需進行「課前預習」，可使用情境中心官網所公布的課程內容，做單字及句型的預習。課程之前，各校需先測試所需電子設備，確保準時參加線上課程並排除技術問題，使課程順利進行。

五、線上課程內容：

Virtual Field Trip to the Beach 虛擬海灘之旅	Stone Soup Story 石頭湯故事
Music Appreciation 音樂欣賞	We're Going on a Bear Hunt 我們一起去獵熊
Virtual Field Trip to Disney Land 虛擬迪士尼之旅	What's the time, Mr. Wolf? 狼先生，現在幾點了？
What Do You See? 眼見為憑	Tour the Seven Wonders of the World 探索世界七大奇蹟

伍、預期成效：

- 一、辦理相關英語情境體驗活動，提供學生英語學習環境，激發學習興趣，提升學生之國際觀。
- 二、建立外籍師資徵聘、培訓及管理模式，做為未來本市國小聘用外籍教師之參考。
- 三、發展多元教學環境、開發資訊融入之教學媒材，擴展英語學習效益。

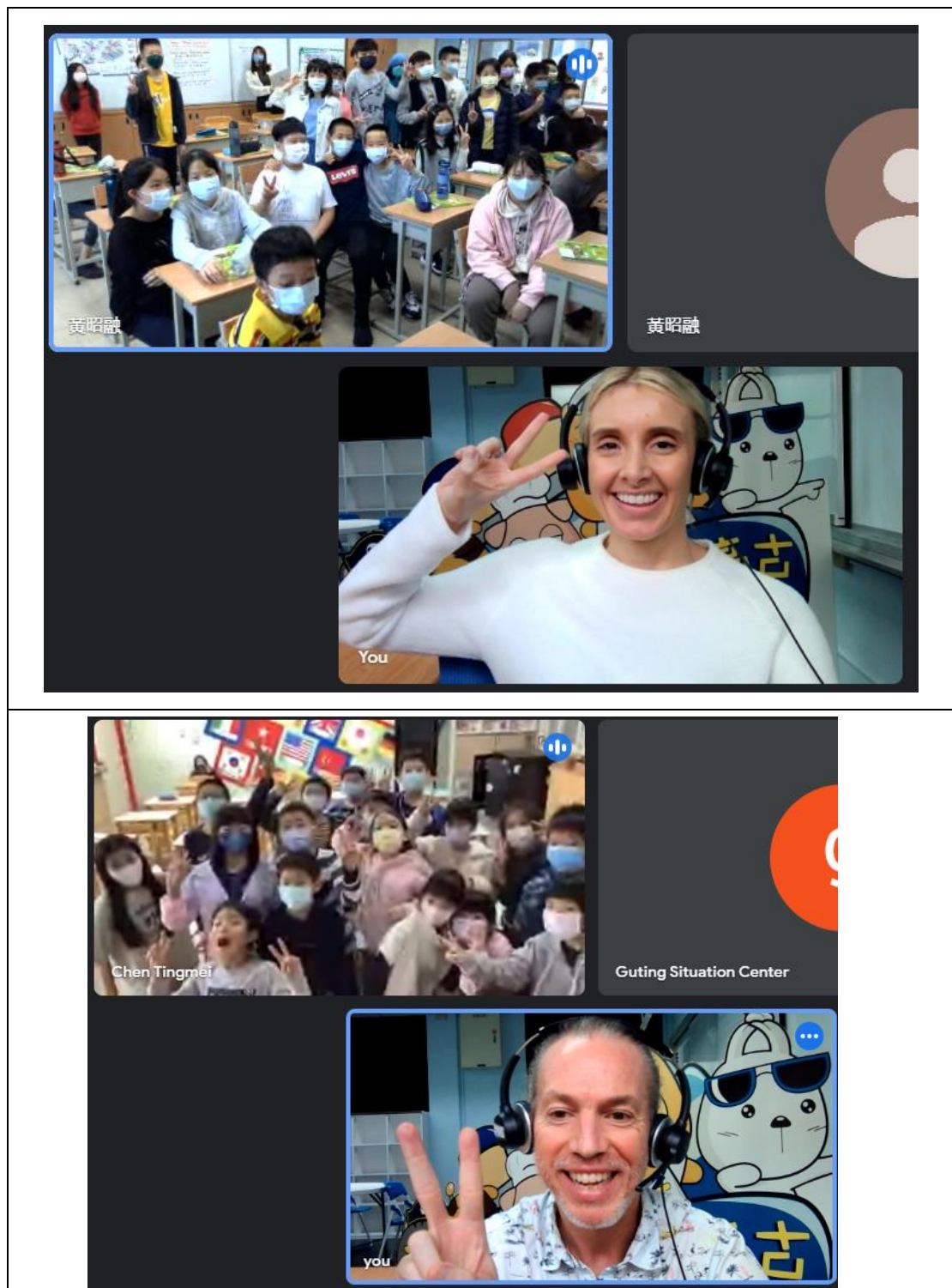
臺北市大安區古亭國民小學英語情境中心
111 學年度活動計畫

一、預定期程：

進度 月份 項目	111 年				112 年							
	9	10	11	12	1	2	3	4	5	6	7	8
線上體驗 課程設計												
數位教材 製作												
年度活動 計畫設計												
教具採購												
圖書採購												
實施校外 3-6 年級 英語線上 學習												
實施校內 1-6 年級 英語體驗 教學												
外籍教師 公開授課 發表會												
甄選進用 外籍教師												
規劃並舉 辦暑假夏 令營												

二、執行情況：

(一) 外校線上學習課後合照：



(二) 數位教材製作：

相關軟體或 網站	說明
YouTube	<p>利用影片網站，設置全校一到六年級英語 20 句短句影片。</p> <p>依據外校體驗主題，設計體驗前的預習影片。</p> 
Flash games	<p>利用遊戲闖關，增加學生對英語的學習興趣及動機。讓體驗學生回到家後，也能夠持續練習英語。</p> 
Power Point	<p>利用多媒體進行教學，編製各主題課程的教學檔案。配合校內英語短句，設計主題內容，利於學生記憶應用。</p>

(三) 校內年度活動計畫：

編號	節慶/活動名稱	日期	活動內容
1	中秋節 Moon Festival	111/9/5-9/13	1. 拋球說英文 Say and Toss 2. 中秋拼圖 Puzzle
2	萬聖節 Halloween	111/10/31	不給糖就搗蛋打卡任務 Trick or Treat Check-in
3	感恩節 Thanksgiving	111/11/24	感恩節火雞任務 Turkey Hunt
4	聖誕節 Christmas	111/12/20	聖誕勞作展示&聖誕精神 Crafts Display with Christmas Carols
5	五年級嘉年華	112/3/16-21	英語嘉年華 English Carnival
5	復活節 Easter Day	112/4/7 112/4/10-12	尋蛋活動與彩繪復活蛋 Easter Egg Hunt

**臺北市大安區古亭國民小學 111 學年度
英語情境中心 中秋節活動實施計畫**

- 壹、活動主題：中秋節闖關活動 Moon Festival Carnival Games
- 貳、依據：教務處課程計畫
- 參、實施對象：一年級
- 肆、活動目的：透過節慶教學，讓學生喜愛英語學習，進而增進英語能力。
- 伍、統整領域：語文領域、藝術與人文
- 陸、活動地點：英語情境中心
- 柒、活動方式：

由一年級各班導師帶領各班來到英語情境中心，分成三組，進行中秋節闖關。
共兩個關卡：

Liesl：T. Liesl 先介紹四個中秋節主題英文單字與一個句子，與讓小朋友唸熟悉，接著讓小朋友觀賞英文版中秋節介紹影片，結束後小朋友分組玩拼圖，拼的過程中會看到剛剛學的四個單字，可以練習把它們唸出來。

Stephen：T. Stephen 先介紹九個中秋節相關的單字，然後講解投球遊戲規則。學生分成男生組與女生組，輪流投球到九宮格框框中，並唸出框框中的單字，最先在九宮格中以三顆球連成一條線的組別獲勝。

台北市大安區古亭國民小學 111 學年度第 1 學期

英語情境中心 中秋節闖關活動登記表

101. 102. 103. 104. 105. 106				
節次	時間	9 月 5 日 (一)	9 月 6 日 (二)	9 月 8 日 (四)
1	08:35 09:15		106	
2	09:25 10:05	105		
3	10:25 11:05			101
4	11:15 11:55			
午休				
5	13:20 14:00		102	
6	14:10 14:50		103	
7	15:00 15:40		104	

- ★ 活動進行方式：每節課一個班，在 40 分鐘內同時進行三個小遊戲，分別三位情境中心老師負責。每個遊戲約需時 6-8 分鐘，視班級到達情境中心碼頭教室時間而定。學生將分成三組，輪流闖關，直到三組小朋友都完成三個遊戲關卡。全體闖關完成後，每個小朋友將會領到一個小禮物。
- ★ 請老師們於表格中填入班級，或可循路徑填表「P 槽 - 01 教務處 - 00 暫存區 - 07 英語情境中心 - 111 學年度 - 111 學年度中秋節活動登記表格」，最晚請於 8/30 (二) 完成，謝謝老師們的協助。
- ★ 若有任何疑問請撥打分機 899 英語情境中心，夏老師/曹老師。

中秋節 Moon Festival 活動照片



老師協助小朋友完成嫦娥奔月拼圖。



小朋友分工合作玩拼圖。



老師講解投球遊戲規則。



大家排隊投球唸英語。



小朋友踴躍舉手回答中秋節相關問題。



小朋友開心的拿著小禮物和老師合照。

111 學年度萬聖節活動計畫

一、參加年級：全校

二、活動時間地點：10/31 (一) 07:20-07:50 於校門口

三、活動內容：情境中心老師們將扮裝在校門口迎接全校同學，歡迎同學們來找老師使用特製打卡板合照。向老師說出 Trick or Treat 的人，將會得到一顆糖果。

萬聖節 Trick or Treat 活動照片



Stephen 老師和 Liesl 老師與小朋友合照。



Jeremy 老師和 Sara 老師與小朋友合照。



Liesl 老師與小朋友合照。



Noelle 老師與小朋友合照。

臺北市大安區古亭國民小學 111 學年度感恩節活動計畫

一、依據：教務處課程計畫

二、目的：利用有趣的應景活動讓學生在練習說英語的時候發揮團隊合作精神，學習有效分配時間以在時限內完成任務，並利用科技電子設備佐證自己的學習成果。

三、參加對象：以本校六年級學生為參加對象。

四、活動日期、時間、地點

活動名稱	活動內容	截止時間	地點
火雞任務	1. 找到 10 隻火雞，拍下任務照片	11/24 (四) 13:20	校園
	2. 來英語情境中心繳交任務照片		


五、活動內容：

(1) 校園各處藏著 10 隻火雞圖，圖上有任務說明，如：「Two of you making funny faces! 」(翻譯：兩個人扮好笑的臉!)，使用平板拍下照片，10 張任務照片裡，至少 8 張要與火雞任務圖合照，以證明任務完成。學生每三至四人為一組，利用下課時間完成 10 項任務。

(2) iPad 長必須於13:20 前將平板交至情境中心，逾時不候。

(3) 各班 iPad 長需確實掌控平板使用情形，嚴格執行，各節下課鐘響後才發下平板、上課鐘響後立即收回，以維護遊戲公平性。

(4) 三項大獎：最快完成十項任務獎(以照片檔時間為依據，以組別為單位)、最有趣照片獎(以組別為單位)、最高參與度大獎(以班級為單位)；隔週頒發獎品與證書。



班級	組別	組員 1 (中/英文)	組員 2 (中/英文)	組員 3 (中/英文)	組員 4 (中/英文)
	1				
	2				
	3				
	4				
	5				
	6				
	7				
	8				
	9				
	10				

3-4 人一組，同時填寫中文名&英文名，
名單請於 11/20 (五) 16:00 前交回英語情境中心

Thanksgiving

Turkey Hunt 感恩節火雞任務

Where 地點：台北市大安區古亭國民小學，校園內各處。

Who 參加對象：本校六年級學生。

When 時間：11/25 (四) 早上各節下課。最遲 13:20 交回平板。

What 做什麼：

1. 每 3-4 人為一組，在 11/25 (四) 早上每節下課在校園各處尋找火雞共 10 隻，火雞上會有全英語的任務說明，如：「Two of you making funny faces!」(翻譯：兩個人扮好笑的臉!)，使用平板拍下照片。10 張任務照片裡，至少 8 張要與火雞任務圖合照，以證明任務完成。
2. iPad 最遲必須於 13:20 前至英語情境中心，逾時不候。
3. **特別叮嚀**：iPad 長須嚴格執行保管所有平板，下課才發下給各組，上課即收回。



GROUP PRIZES 組別獎項(獎品+獎狀)

Turkey Hunt First Completion Award 火雞任務最速完成獎

The Funniest Turkey Hunt Photos 最有趣火雞任務照片獎

CLASS PRIZE 班級團體獎項(獎品+獎狀)

Best Participation Award 最高參與度大獎



感恩節火雞任務 Thanksgiving Turkey Hunt 活動照片



Take a photo of two of you pretending to be monkeys.
拍下兩個人扮猴子的照片。



Take a photo of two of you jumping very high.
拍下兩個人跳很高的照片。



Take a photo of two of you making funny faces.
拍下兩個人扮鬼臉的合照。



Take a photo of two of you playing a sport .
拍下兩個人演奏樂器的照片。

台北市大安區古亭國民小學
感恩節活動獎狀

THANKSGIVING HUNT CERTIFICATE



六年 2 班

指導老師：朱培瑜老師



參加 111 學年度 古亭英語情境中心 感恩節活動
表現優異

特頒此狀，以資鼓勵

This is to certify that class 602 has won
an award for the *Most Participants* during the 2022
Turkey Hunt Activity



中 華 民 國 111 年 11 月

感恩節活動證書

THANKSGIVING CERTIFICATE

台北市大安區古亭國民小學

六年 1 班 游宸睿

參與 111 年感恩節活動

表現優異

頒予證書以資鼓勵

*This is to certify that Rex and his team
provided the Funniest Photos during the
2022 Turkey Hunt Activity.*



中 華 民 國 111 年 11 月

111 學年度古亭國小英語情境中心聖誕節活動

參與對象：二年級

活動名稱：聖誕節手做趣

活動內容：

配合圖書館閱讀集點活動，邀請 30 位二年級小小閱讀達人至情境中心創造出屬於自己的聖誕老公公，以及製作聖誕節卡片，並將成品帶回家裝飾，應景聖誕節。

111 學年度 聖誕 X 閱讀小達人 二年級學生名單

班級	姓名	班級	姓名
201	林姝杞	201	湯 琪
202	任樹凱	202	任樹羽
202	高愷欣	202	蘇紘頡
202	洪驀倫	202	吳享蓉
202	王姿涵	203	林品妍
203	許祐得	203	王睿琪
203	郭恩汝	203	楊光
203	許雅菁	203	劉芮庭
204	張君寧	204	林恩馨
204	林思穎	204	梁欣詠
204	蘇靖詞	204	許季茂
205	張珈樂	205	黃向翎
205	黃亦萱	206	劉悅芯
206	楊子歆	206	林妍芹
207	林煜翔	207	陳道為

聖誕節 Christmas 活動照片



學生的聖誕卡片成品！



繪製屬於自己的聖誕老人。



加上不同造型的鬍子後的成品。



構思卡片設計。



黏貼鬍子。



認真聽外師講解。

臺北市大安區古亭國民小學 111 學年度 英語嘉年華活動計畫

壹、活動主題：英語嘉年華

貳、依據：教務處課程計畫

參、實施對象：五年級

肆、活動目的：透過有趣的闖關，增進學生英語學習動機。

伍、統整領域：語文領域、藝術與人文

陸、活動時間：111 年 3 月 16 日（四）至 111 年 3 月 21 日（二）

柒、活動地點：古亭國小英語情境中心

捌、活動方式：

一、由五年級英語科任老師為各班選定時間來到情境中心進行闖關活動，每班一節課。

● 各班於選定的時間在碼頭教室前分成三組，由 T. Noelle 和 T. Hsia 帶領，分別在兩間不同教室輪流闖關，直到兩組學生都完成兩個關卡。

● 活動結束時每個學生都會拿到一個紀念品。

二、活動紀錄照片上傳至學校與情境官網。

三、關卡：

T. Liesl - Kahoot Quiz

T. Stephen – Archery

四、各班活動時間確認：

日期	節次	班級
3/16（四）	C4	502
3/20（一）	C4	507
3/20（一）	C5	506
3/20（一）	C7	501
3/21（二）	C3	503
3/21（二）	C4	508
3/21（五）	C5	504

英語嘉年華 English Carnival 活動照片



學生們認真思考 Kahoot 題目。



T. Stephen 講解遊戲規則。



同學們努力猜想答案。



獲獎後的大合照。



同學們學習射箭。



同學們學習射箭。

**臺北市大安區古亭國民小學 111 學年度
復活節活動 Easter 實施計畫**

壹、活動主題：Easter Egg Hunt

貳、依據：教務處課程計畫

參、實施對象：全校學生

肆、活動目的：透過節慶教學，增進學生英語學習動機。

伍、統整領域：語文領域、藝術與人文


陸、活動時間：111 年 4 月 7 日 (五) 10:05-10:25 大下課

柒、活動地點：古亭國小校園

捌、活動方式：

遊戲規則：

- (1) 尋找彩蛋：第二節大下課尋找隱藏於校園各處（包括各教室、辦公室、圖書館、遊戲場等地）的復活蛋，全校共 1300 顆，找到蛋後自行彩繪裝飾。
- (2) 每一位學生限定尋找一顆復活蛋，超過不予計算。
- (3) 4/10（一）至 4/12（三）這三天裡的大下課時間，帶著裝飾後的彩蛋來到情境中心辦公室，與彩蛋、外師一同合照、回答問題，就可領取糖果獎勵。



Easter is here, spreading the colorful cheer.
Easter spells out beauty, the rare beauty of new life.
Easter teaches that tomorrow holds possible miracles.

復活節 Easter Egg Hunt 活動照片



孩子們開心展示自己彩繪的復活蛋。



孩子們開心用彩繪蛋換取糖果。



孩子們開心展示自己彩繪的復活蛋。



孩子們開心展示自己彩繪的復活蛋。



孩子們開心的在雨中尋蛋。



孩子們開心用彩繪蛋換取糖果。

臺北市大安區古亭國民小學英語學習情境中心

111 學年度開放外校學生體驗學習實施計畫

壹、依據：本校英語學習情境中心營運計畫。

貳、目的

- 一、設置英語學習情境中心，透過情境教室之真實體驗，激發學生學習興趣，進而提升學生學習英語之成效和培養國際觀。
- 二、藉助教學空間之轉化參與，豐富學生學習內涵，增進學生多元文化之了解。
- 三、建置優質英語學習情境，提供本市國小英語專科教室資源缺乏學校之學生體驗學習，以達資源共享之目標。

參、指導單位：臺北市政府教育局

肆、主辦單位：臺北市大安區古亭國民小學

伍、實施期間：111 年 10 月 3 日至 112 年 6 月 27 日止

陸、體驗方式（含線上與實體課程）

- 一、參加對象：第一順位：大安區學校各校三至六年級學生
第二順位：其他行政區各校三至六年級學生。
- 二、參加人數：以班級為單位，每梯次以一個班級，30 人為限。
- 三、體驗學習時間
 1. 線上
 - (1) 時段：每週一、二、四、五的上午第二節(09:25-10:05)與第三節(10:25-11:05)開放體驗。
 - (2) 課程：a、b、c、d、e、f、g、h 共八種課程可供選擇。
 2. 實體
 - (1) 時段：每週一、二、四的下午(13:00-15:30)與每週五的上午(08:40-11:10)開放體驗。
 - (2) 時間安排：

上午課程	下午課程	活動	活動說明
08:40-08:50	01:00-01:10	Warm up	相見歡
08:50-09:15	01:10-01:35	Pre-Test	前測
09:15-09:55	01:35-02:15	First class	情境主題 1
09:55-10:00	02:15-02:20	Break	休息時間
10:00-10:40	02:20-03:00	Second class	情境主題 2
10:40-10:45	03:00-03:05	Break	休息時間
10:45-11:10	03:05-03:30	Post-Test/Prizes	後測

(3) 課程：A、B、C、D、E、F、G、H 共八種課程可供選擇。

四、體驗課程內容

1. 線上課程

a	What's the time Mr. Wolf? (Song, Story, Game) 狼先生，現在幾點？ (歌謠、故事、遊戲)
b	What Do You See? (Story and Game) 眼見為憑 (故事及遊戲)
c	Stone Soup Story (Ordering Food) 石頭湯故事 (點餐學習)
d	Music Appreciation 音樂欣賞
e	Virtual Field Trip to the Beach 虛擬海灘之旅
f	"We're Going on a Bear Hunt" 我們一起去獵熊
g	Virtual Field Trip to Disney Land 虛擬迪士尼之旅
h	Tour the Seven Wonders of the World 探索世界七大奇蹟

2. 實體課程

A	Twister 扭扭樂桌遊趣	Colors & Animals 彩色動物園
B	Places in My Neighborhood 左鄰右舍趴趴走	What Do You See? 眼見為憑
C	AR – Reading Corner (Goldilocks & The Three Bears) AR-閱讀：金髮女孩與三隻熊	Reading Corner (What's the Time, Mr. Wolf?) 閱讀：狼先生，現在幾點了？
D	Places & Directions 遊走四面八方	Green Screen – How's the Weather 綠幕-天氣如何？
E	Public Transportation 大眾運輸工具	Reading Corner (Magic Stone Soup) 閱讀：魔法石頭湯
F	Cruise Ship 探索郵輪	Where Do You Want to Go? 你想去哪兒？
G	World Travelers 世界旅人	Tangram 七巧板達人
H	LEGO – Future Engineers 樂高-未來工程師	Music Appreciation 音樂欣賞

柒、報名流程

一、報名時間：請依函文所述時間，至古亭國小英語學習情境中心官網，填寫線上報名表單，本中心將以電子郵件通知已收到報名，請回覆電子郵件以完成最終預約程序。

二、本中心將公告各校報名結果於官網。

三、報名額滿處理原則：如果人數過多時，以報名的優先順序為原則，若兩校同時報名則公開抽籤。

捌、報名表（含線上與實體報名表）

古亭國小英語情境中心線上課程預約


外校學生線上學習體驗報名表

Email *

Valid email



This form is collecting emails. [Change settings](#)

學校名稱



Short answer

Short answer text




Required ☒

申請人姓名及職稱 (王小美/教學組長) *

Short answer text

申請日期 (表單填寫日) **

Month, day, year 

申請班級 (E.g. 六年仁班/五年一班) *

Short answer text

申請體驗日期 *

Month, day, year



體驗時段 *

☐ 09:25-10:05

☐ 10:25-11:05

申請課程 *

☐ What's the time, Mr. Wolf? (Song, Story, Game) 狼先生，現在幾點了？(歌謠、故事、遊戲) (Teacher Step...

☐ What do you see? (Story and Game) 眼見為憑 (故事及遊戲) (Teacher Stephen)

☐ Virtual Field Trip to the Beach 虛擬海灘之旅 (Teacher Liesl)

☐ "We're Going on a Bear Hunt" 我們一起去獵熊 (Teacher Liesl)

☐ Stone Soup Story + Ordering Food Items 石頭湯故事 (點餐學習) (Teacher Stephen)

☐ Music Appreciation (Music and Game) 音樂欣賞 (Teacher Stephen)

☐ Virtual Field Trip to Disney Land 虛擬迪士尼之旅 (Teacher Liesl)

☐ Tour the Seven Wonders of the World 探索世界七大奇蹟 (Teacher Liesl)

該節負責教師姓名及職稱 (王小美/教學組長) *

Short answer text

聯絡電話 (請留市內電話)* *

Short answer text

體驗人數 *

Short answer text

請簡述當日進行線上課程時的設備運用方式 (請事先測試以確保正常運作) *

- ☐ A. 將課程投影至大螢幕供全班觀看，學生會有麥克風能和外師互動。(推薦！外師反映此方案較有利課程...
- ☐ B. 每位學生都會有一台平板/電腦、耳機、與麥克風。(若無耳機/麥克風，平板之間的音頻干擾將使學生聽...
- ☐ Other...

111 古亭國小英語情境中心實體課程預約

Form description

Email *

Valid email

This form is collecting emails. [Change settings](#)

01. 欲上課日期： *

Month, day, year



02. 欲上課時段： *

- ☐ 星期一 Monday 13:00 - 15:30
- ☐ 星期二 Tuesday 13:00 - 15:30
- ☐ 星期四 Thursday 13:00 - 15:30
- ☐ 星期五 Friday 08:40 - 11:10

03. 學校名稱&班級 (E.g. 古亭 601)： *

Short answer text

04. 申請課程 (請參考官網上各[課程計畫說明](#)做選擇) : *

☐ SET A

☐ SET B

☐ SET C

☐ SET D

☐ SET E

☐ SET F

☐ SET G

☐ SET H

05. 上課人數 (最多32人) : *

Short answer text
.....

06. 申請人姓名及職稱 (王小美/教學組長) : *

Short answer text
.....

07. 隨行教師姓名及職稱 (王小美/教學組長) : *

Short answer text
.....

08. 填表日期 : *

Month, day, year



09. 聯絡電話 (請留市內電話&分機，因情境辦公室無法撥打手機號碼) : *

Short answer text
.....

10. 學生特殊情形/需求，請讓我們知道： *

Long answer text


.....

分組名單回傳 - [分組名單下載](#) *

檔名範例(體驗日期/校名/班級/課程)：

20221003 古亭 602 D

我們將製作英文名牌供學生當日配戴於胸前

 Add file

 [View folder](#)

111 學年度外校線上課程教案

a 課程

Topic	Storytelling: “What’s the time, Mr. Wolf?” – Life Lessons		
Subject/ Theme	■ Life		
Grade Level	<input type="checkbox"/> First <input type="checkbox"/> Second <input checked="" type="checkbox"/> Third <input checked="" type="checkbox"/> Fourth <input type="checkbox"/> Fifth <input type="checkbox"/> Sixth		
Number of Students	30		
Instructor	Mr. Stephen Niekamp		
Duration	40 Minutes		
Goals and Objectives			
Teaching Objectives	Students have <i>fun</i> practicing English! They associate “learning English” with “fun” and “interesting.” This way, they will naturally want to continue learning and improving. Students are able to ask, and answer the question, “What time is it?” Students practice saying the time in English when looking at a clock.		
Content			
Target Vocabulary	What time is it? What’s the time? 1 o’clock, 2 o’clock, 3 o’clock, etc. hungry, get up, breakfast, brush teeth, get dressed, eat lunch, read a book, take a nap, set the table, sing a song		
Sentence Pattern	A: What’s the time, Mr. Wolf? + What time is it? B: It’s ____ o’clock.		
Dialogue	A: What’s the time, Mr. Wolf? + What time is it? B: It’s ____ o’clock.		
Teaching Materials	1) PPT File 2) Thumb Drive with PPT 3) Set of Cups for Cup Stacking Game 4) Remote Clicker to Change PPT slides quickly 5) *Classroom needs computer to present PPT		
Time	Procedure	Teaching Material	Learning Expectation
1. (2 min)	Teacher Intro + Listening Mini-Games Introduce myself: I’m Teacher Stephen. “Teacher Says” Game, to prime students for following directions and having fun.	None	1. Students know teacher’s name. 2. Students get EXCITED

2. (1 min)	Share - Our Plan for Today: 1) Listen to a song 2) Read a story 3) Sing a song 4) Play a game	PPT, Computer, Remote Clicker	Understand the plan for the day, so that student expectations are relaxed, comfortable and excited.
3. (2 min)	Listen to Song: Listen to song & watch “dance motions.” The song lyrics match the storybook we will be reading today. (Later students will sing and do the “dance motions” in the song, after we finish reading the story together.)	PPT, Computer, Remote Clicker, YouTube Video	Become familiar with motions in the dance, and the melody of the song. Become familiar with the theme of the song, and the story we will read.
3. (10 min)	Read the Story: Teacher reads/sings the story to students... (Teacher can sing the tune of the song, while reading the story to the students.) Students guess the missing words in the story, as we read. Together, they all guess and say the missing words.	PPT, Computer, Remote Clicker	Practice stating the time in English, from what they see on the clocks in the picture book. To guess words in the story, and have fun practicing speaking and listening to English.
4. (3 min)	Sing the Song + Do “dance motions”: Play the video again. This time, students try their best to sing along and do dance motions.	PPT, Computer, Remote Clicker, YouTube Video	Use “kinesthetic learning mode” or body motion along with the language usage, to foster a fun way to grow fluency.
5. (10 min)	Practice Saying the Time Game: Various clocks appear on the screen. Students raise their hands, and say in English what the clock face shows. Later, the clocks slowly disappear. Students shout out the time as it disappears.	PPT, Computer, Remote Clicker	Gamification of practicing the target language. This way, drilling on the target language becomes a game! It’s more fun.
6. (11 min)	Play a Game: Stack the Cups Game Stacking Cups Game: There are two teams of students. One from each team goes to front of class. They race to build a pyramid, then say the	Set of Cups, PPT, Computer, Remote Clicker	“Gamification” of vocabulary and target sentence practice. Students are excited while saying the newly

	vocab of the picture on the PPT, to earn points for their team.		learned English phrases.
7. (0 min)	Bonus Game (only if extra time) Board Game – Two teams. Spin the wheel, then move that many spaces. Say the target sentence. First team to the finish line wins!	PPT, Computer, Remote Clicker	“Gamification” of vocabulary and target sentence practice.
8. (1 min)	Wrap up: Great job today! Say “Thank you, and goodbye.” 😊	None	Leave students with a good impression; happy mood.

b 課程

Topic	Storytelling: “What Do You See?” – Outdoor Education		
Subject/ Theme	(issues of global importance:) <input type="checkbox"/> gender equality <input type="checkbox"/> human rights <input type="checkbox"/> the environment <input type="checkbox"/> the global ocean <input type="checkbox"/> technology <input type="checkbox"/> energy <input type="checkbox"/> family education <input type="checkbox"/> indigenous education <input type="checkbox"/> morality <input type="checkbox"/> life <input type="checkbox"/> the rule of law <input type="checkbox"/> information <input type="checkbox"/> security <input type="checkbox"/> disaster prevention <input type="checkbox"/> career planning <input type="checkbox"/> multiculturalism <input type="checkbox"/> reading literacy <input checked="" type="checkbox"/> Outdoor Education <input type="checkbox"/> international education <input type="checkbox"/> _____		
Grade Level	<input type="checkbox"/> First <input type="checkbox"/> Second <input checked="" type="checkbox"/> Third <input checked="" type="checkbox"/> Fourth <input type="checkbox"/> Fifth <input type="checkbox"/> Sixth		
Number of Students	30		
Instructor	Mr. Stephen Niekamp		
Duration	_____40_____ minutes		
Goals and Objectives			
Teaching Objectives	Students have fun practicing English! They associate “learning English” with “fun” and “interesting.” This way, they will naturally want to continue learning and improving. Students are able to ask, and answer questions about what they see in the story, as well as common things they see outside in the real world.		
Content			
Target Vocabulary	bee, flower, hat, cat, bear, frog, dog, ball, caterpillar, butterfly, bird, kite		
Sentence Pattern	A: What do you see? B: I see a _____.		
Dialogue	A: What do you see? B: I see a _____.		
Teaching Materials	1) PPT File 2) Thumb Drive with PPT 3) Set of Cups for Cup Stacking Game 4) Set of Vocabulary Flashcards for Charades Game 5) Remote Clicker to Change PPT slides quickly 6) *Classroom needs computer to present PPT		
Time	Procedure	Teaching Material	Learning Expectation
	Teacher Intro + Listening Mini-Games	None	1. Students know teacher’s

1. (3 min)	Introduce myself: I'm Teacher Stephen. "Teacher Says" Game: Touch your nose, etc. Clap 4+3=(7) times, 2+1=(3) times, etc... "Class, class, class... Yes, yes, yes" Game.		name. 2. Students get EXCITED about the lesson. 3. Students learn to follow directions & listen closely.
2. (2 min)	Warm Up- (Photo: Sun, Sky, Flowers) Ask students, "What colors do you see?" Ask, "What things do you see?" -blue, yellow, green, sun, clouds, flowers, trees, etc.	PPT, Computer, Remote Clicker	Warm up with easy questions, to build their confidence. They can say the colors they know, and get positive reinforcement for raising their hands and answering questions.
3. (10 min)	Read the Picture Book: "What Do You See?" (PPT with animation.) The story has been made into a "Guessing Game." Students guess pictures, while reading the story along with teacher.	PPT, Computer, Remote Clicker	Students will be intrigued, trying to guess what animals and objects are behind the purple squares. Students are motivated to speak English because they want to guess correctly.
4. (5 min)	Review vocabulary + Target Sentence Dialogue bee, flower, hat, cat, frog, butterfly, etc. A: What do you see? B: I see a _____.	Flashcards, PPT, Computer, Remote Clicker	Reinforce speaking ability, and memory, of target vocabulary.
5. (10 min)	Stacking Cups Game: There are two teams of students. One from each team goes to front of class. They race to build a pyramid, then say the vocab of the picture on the PPT, to earn points for their team.	Set of Cups, PPT, Computer, Remote Clicker	"Gamification" of vocabulary and target sentence practice. Students are excited while saying the newly learned English phrases.
6. (8 min)	Charades Game: Students take turns, pulling a vocab card. They say, "What do you see?" Then act for the class. Class says, "I see a hat / frog / ball / bee / butterfly / etc."	Flashcards, PPT, Computer, Remote Clicker	"Gamification" of vocabulary and target sentence practice. Students have fun speaking new English phrases.
7. (2min)	Wrap up: Great job today! Say "Thank you, and goodbye." ☺	None	Leave students with a good impression; happy mood.

C 課程

Topic		Storytelling: “Magic Stone Soup”			
Subject/ Theme		■ Life			
Grade Level		<input type="checkbox"/> First <input type="checkbox"/> Second <input type="checkbox"/> Third <input type="checkbox"/> Fourth ■Fifth ■Sixth			
Number of Students		30			
Instructor		Mr. Stephen Niekamp			
Duration		40 Minutes			
Goals and Objectives					
Teaching Objectives		Students have fun practicing English! They associate “learning English” with “fun” and “interesting.” This way, they will naturally want to continue learning and improving. Students are able to express they are hungry and/or thirsty. They are able to order food and/or ask for food items.			
Content					
Target Vocabulary		I’m hungry/thirsty. What would you like? I’d like _____, please. Mmm, sounds good. + Various Food and Drink items.			
Dialogue		I’m hungry/thirsty. What would you like? I’d like _____, please. Mmm, sounds good.			
Teaching Materials		1) PPT File 2) Thumb Drive with PPT 3) Set of Cups for Cup Stacking Game 4) Remote Clicker to Change PPT slides quickly 5) *Classroom needs computer to present PPT			
Time	Procedure		Teaching Material	Learning Expectation	
1. (2 min)	Teacher Intro + Listening Mini-Games Introduce myself: I’m Teacher Stephen. “Teacher Says” Game, to prime students for following directions and having fun.		None	1. Students know teacher’s name. 2. Students get EXCITED	
2.	Share - Our Plan for Today:		PPT, Computer,	Understand the plan for	

(1 min)	1) Read a story 2) Play a game	Remote Clicker	the day, so that student expectations are relaxed, comfortable and excited.
3. (2 min)	Do a silly/ridiculous magic trick: Teacher talks about the magic words: Abra Cadabra. Makes thumb disappear.	NA	Gain students' interest and build rapport through humor.
3. (10 min)	Read the Story: Teacher and students read the story together. Students guess the missing words in the story, as we read. Together, they all guess and say the missing words.	PPT, Computer, Remote Clicker	Practice and have fun speaking and listening to English.
4. (3 min)	Students fill in the missing words. Also practice several versions of the A and B Dialogue: A: I'm hungry/thirsty. B: What would you like? A: I'd like _____, please. B: Mmm, sounds good.	PPT, Computer, Remote Clicker, YouTube Video	Foster a fun way to grow fluency.
5. (10 min)	Order from a Menu, Using Pictures: "Talent Stacking" – Using what they have previously learned, now students are challenged even more, with a more detailed Dialogue as they order from a menu, ordering food items they have just practiced.	PPT, Computer, Remote Clicker	Fun way to practice and build knowledge of the target language.
6. (11 min)	Play a Game: Stack the Cups Game Stacking Cups Game: There are two teams of students. One from each team goes to front of class. They race to build a pyramid, then say the vocab of the picture on the PPT, to earn points for their team.	Set of Cups, PPT, Computer, Remote Clicker	"Gamification" of vocabulary and target sentence practice. Students are excited while saying the newly learned English phrases.
7. (0 min)	Bonus Game (only if extra time) Board Game – Two teams. Spin the wheel, then move that many spaces. Say the target sentence. First team to the finish	PPT, Computer, Remote Clicker	"Gamification" of vocabulary and target sentence practice.

	line wins!		
8. (1 min)	Wrap up: Great job today! Say “Thank you, and goodbye.” 😊	None	Leave students with a good impression; happy mood.

d 課程

Location :	Opera House
Theme :	<i>Music Appreciation and Emotions</i>
Topic:	Talking about music styles and feelings.
Teaching Time : 40min	
Teaching Goals :	<ol style="list-style-type: none"> 1. Students are able to understand “music” and “feelings” vocabulary, and use target sentence patterns that talk about types of music, and how they make them feel. 2. Students are able to have a basic conversation with someone about five major music styles: Jazz, Classical, Hip Hop, Rock and Country. 3. Students are able to express how these five music styles make them feel, by using five emotions: Happy, Bored, Relaxed, Excited and Annoyed. 4. Students are able to express which music styles they like, love, dislike, and hate. 5. Students are able to listen to a song, and name which of the five music styles the song is. 6. Students will understand a few basic facts on the history of each music style. 7. Students are able to express which music style they will listen to, when they wish to feel one of the five emotions.
Scenario Setting :	<p>Students are seated in the English Village, Room 2, which has three large projector screens facing different angles, for students to view.</p> <p>There is also a high quality stereo system, with good speakers, so that as students experience these music styles, they see and hear the musicians in an environment that makes the learning immersive, and fun.</p> <p>The students sit on colourful padded seats, that will later be arranged to play the musical chairs game.</p>
Teaching Materials :	<p>Computer, Projector, PowerPoint file, iPad(optional), sticky ball (ball with suction cups), Printed papers with the words: “Like, Don’t Like, Love, Hate”, Slips of paper with the five music style names(to use for Charades Game)</p>

Target Vocabulary : <u>Intermediate</u>	Hip hop, Jazz, Rock, Classical, Country, Excited, Bored, Relaxed, Happy, Annoyed, Like, Don't Like, Love, Hate
Dialogue Context : <u>Intermediate</u>	<p>Target Sentence #1:</p> <p>A: What style of music do you like? B: I like <u>(style of music)</u>. I don't like <u>(style of music)</u>.</p> <p>Target Sentence #2:</p> <p>A: <u>(style of music)</u> makes me feel <u>(emotion)</u>.</p> <p>Target Sentences #3:</p> <p>A: I listen to <u>(style of music)</u> music, to make me feel <u>(emotion)</u>.</p> <p>A: When I feel <u>(emotion)</u>, I listen to <u>(style of music)</u> music, to make me feel <u>(emotion)</u>.</p>

Teaching Procedure:			
Teaching Objective	Activity	Teaching Material	Time
Introduce music lesson content, and get students excited for learning.	<p>Lesson Introduction:</p> <p>1. Welcome the students: Greeting and Rules. Set the tone for a fun learning environment. Ask the students what rules they know for the classroom. Ex. Raise your hand with questions and answers.</p> <p>2. Talk about the first slide in the ppt. What do the student see? (The slide shows artists from each of the 5 music styles.)</p> <p>3. Get the students excited about the fun lesson they are about to learn: Ask them,</p>	Computer, Projector, PPT	5 min

Students experience five music styles.	“What song do you like?” Make a connection between the music they like, and the lesson they will learn.		
Visual and Auditory learning modes are used.	Activity #1 – Listen and See: 5 Music Styles 4. Students hear a 5-10 second sound clip of a music style. They also see a cartoon animation, portraying the music style. Teacher asks students to raise their hand and guess the style. 5. Teacher reveals the correct Music Style name, then shows video clip examples of this style, for students to get a feeling for it. Introduce the five music styles this way, by going through the PPT, and sharing the music. Teacher plays about 20 seconds of each music video; just enough to “taste the flavour” of the music style. There are two music videos for each Music Style. 6. After the two examples of each style, is a slide with some basic facts or history about the music style, that students will learn.	Computer, Projector, PPT	20 min
Practice music vocabulary words.	7. After each history/fact page in the lesson, the class will collectively create a simple dance move that represents the music style. Something very simple. This dance move will be used in the charades game, later on in the lesson.		
Reinforce music vocabulary words.	Activity #2 – Guess the Music Style 8. The PPT has 5 interactive slides, to practice the music they have just learned. Students “press the play button” on the stereo, and a song plays. Student then touches the correct “style” from four	Computer, Projector, PPT iPad (Optional)	5 min
Linking prior learnings to gamified activity.			

	<p>choices. The PPT shows correct, or incorrect answers.</p> <p>One student is chosen from the class, to come forward for each of the five styles. Teacher can either link an iPad to the screen for this activity, or use a smart TV, or simply click the mouse as the student touches the giant screen in front of the class.</p> <p>(Option 2 for this activity is a Kahoot game, with same content.)</p>		10 min
Use kinaesthetic learning mode (movement) as well as gamification to reinforce vocabulary.	<p>Activity #3 – Sticky Ball Bingo</p> <p>9. Two teams compete in a giant tic-tac-toe / bingo style game. Students from each team alternate throwing the suction-cup sticky ball at the pictures on the screen. When it sticks on a picture, student must say the correct music style that the photo shows. If they need a clue, teacher clicks on the photo, to reveal the answer spelled in English, and student can read it. Whichever team gets 3 in a row, wins the game.</p>	Sticky Ball with Suction Cups	10 min
Self-Expression with vocabulary.	<p>Break Time: 10 minutes</p> <p>10. Students drink water and use the restroom.</p> <p>Activity #4 – Charades / or Taboo</p> <p>11. <i>Charades option 1</i> – One student at a time comes to front of class. They pull a slip of paper from a hat, which says a music style. Student performs the dance,</p>	Slips of paper with the five music style names.	5 min
			10 min

<p>Self-Expression with vocabulary.</p> <p>Express emotion with music.</p> <p>Use kinaesthetic learning mode (movement) as well as gamification to reinforce vocabulary.</p> <p>How to use music to influence mood.</p>	<p>that was created earlier in the lesson. The class says the answer, based on the dance they see.</p> <p><i>Taboo option 2</i> – One student at a time comes to front of class, facing the class. They cannot see the projector screen behind them. A music style is shown. The rest of the class does the dance, or gives clues to the student in the front, until they guess correctly.</p> <p>Activity #5 – Four Corners Game</p> <p>12. Teacher intro and demo of</p> <p>Target Sentence #1:</p> <p>A: What style of music do you like?</p> <p>B: I like <u>(style of music)</u>. I don't like <u>(style of music)</u>.</p> <p>Students practice using, "Like, Don't Like, Love, Hate" sentence structure, then play the game.</p> <p>Each corner of the room has a paper taped on the wall, with "Like, Don't Like, Love, Hate". Students gather in the center of the room. Teacher plays a song. Students guess music style. Teacher confirms music style, for example, "Classical Music." Students then move to their chosen corner of the room: Like, Love, Don't Like, Hate.</p> <p>Each group of students says the target sentence with the Music Name.</p> <p>Example, "I love jazz music." or "I like hip-hop music."</p> <p>Activity #6 – "Makes Me Feel"</p> <p>13. Students look at emoji pictures, and</p>	<p>Printed papers with the words: "Like, Don't Like, Love, Hate."</p> <p>Computer, Projector, PPT</p>	<p>10 min</p> <p>10 min</p>
---	--	---	-----------------------------

<p>Consolidate prior learnings</p>	<p>guess the English word for the five feelings. Next introduce Target Sentence #2: A: <u>(style of music)</u> makes me feel <u>(emotion)</u>.</p> <p>Example, "Jazz music makes me feel happy."</p> <p>14. After demo, and a little student practice, as a class, next we play the "Memory Game." Pictures representing the "music and emotions" disappear from the PPT. As they disappear, students need to raise their hands, and say the sentence correctly. There are three levels of this game, getting more difficult at each level.</p> <p>Activity #7 – Musical Chairs + Target Sentence</p> <p>15. The classic game of Musical Chairs is played. Seats are moved into a circle in center of the room. One less seat is used than the number of students playing that round. One of the five music styles is played. Before they walk, students all say the music style. Then a student is called on to make a sentence with "makes me feel" for that song. Students all repeat the sentence. Next, students walk in a circle around the seats. Teacher stops the music, and everyone tries to sit on a seat. The one student without a seat is illuminated. Several rounds are played, according to time remaining.</p> <p>Activity #8 – Bonus Sentences + Wrap Up</p> <p>16. Teacher intro and demo of Target Sentence #3: A: I listen to _____ music, to make</p>	<p>Seats placed in a circle. Music.</p> <p>Computer, Projector, PPT</p>	<p>5 min</p>
------------------------------------	---	---	--------------

	<p>me feel ____.</p> <p>When I feel ____, I listen to ____</p> <p>music, to make me feel ____.</p> <p>Example, "When I feel sad, I listen to jazz music, to make me feel happy."</p> <p>Ask students to raise their hands, and use the target sentences.</p> <p>Lesson Conclusion:</p> <p>17. Wrap-up activity: Teacher reviews the Music Styles and Emotions Vocabulary with students. Quiz students with comprehension questions and say goodbye.</p>		
--	--	--	--

e 課程

Room	Preparation Room (Online)
Topic	VIRTUAL FIELD TRIP TO THE BEACH
Level	Beginner to Intermediate
Number of Students	Up to 30 students
Instructor	Liesl Ray
Duration	40 minutes
Goals and Objectives	
Goals	<p>SWBAT talk about the weather.</p> <p>SWBAT talk about which items to take to the beach.</p> <p>SWBAT talk about which transportation to take to the beach.</p> <p>SWBAT talk about things you can do at the beach.</p> <p>SWBAT talk about food and drinks you can enjoy at the beach.</p> <p>SWBAT talk about animals you can find in the ocean.</p>
Content	
Target Vocabulary / Sentences	<p><i>How's the weather?</i></p> <p>It is sunny / rainy / windy / cloudy / hot / cold.</p> <p><i>What can we take to the beach?</i></p> <p>We can take a ball / surfboard / umbrella / sunglasses / money / sunblock / hat / towel / bucket / goggles / water bottle / swimsuit / chair / snacks / sandals.</p> <p><i>How can we get to the beach?</i></p> <p>We can take a train / car / bus / airplane / bicycle / scooter.</p> <p><i>What can we do at the beach?</i></p> <p>We can swim / surf / play / build sandcastles / sunbathe / take photos.</p> <p><i>What can we eat and drink?</i></p> <p>We can eat and drink a sandwiches / cookies / grapes / chips / watermelon / banana / orange / apple / milk tea / juice / soda / water.</p> <p><i>What animals are under the water?</i></p>

	<i>I can see a dolphin / shark / octopus / crab / fish / jellyfish / starfish / whale / sea turtle.</i>		
Materials	PPT / microphone headset / video camera / computer / YouTube: “Weather Song for Kids: The Sun Comes Up!” / YouTube: “Beach Song Cocomelon Nursery Rhymes & Kids Songs” / YouTube: “Down in the Deep Blue Sea ft. Finny The Shark Super Simple Songs”		
Time	Procedure	Teaching Materials	Learning Expectations
5 mins	<u>Introduction:</u> <ul style="list-style-type: none"> - Class setup (test sound and video) - Introduction by local teacher. (rules / goals) - Self-introduction. - Teacher tells students that we will go on a field trip to the beach today. 	PPT	Students understand goals, rules and expectations for this class.
5 mins	<u>How’s the weather:</u> <ul style="list-style-type: none"> - Before we go to the beach, let’s look at the weather to decide which beach to go to. - Vocabulary: sunny / windy / rainy / cloudy / hot / cold. 	PPT	Students use common weather words to describe images.
3 mins	<u>Sing a weather song.</u>	YouTube: “Weather Song for Kids: The Sun Comes Up!”	Students sing a weather song.
5 mins	<u>What can we take with us?</u> <ul style="list-style-type: none"> - Which things should we pack for the beach? - Vocabulary: ball / surfboard / umbrella / sunglasses / money / sunblock / hat / towel / bucket / goggles / water bottle / 	PPT	Students name common items to take to the beach.

	<p>swimsuit / chair / snacks / sandals</p>	PPT	
2 mins	<p><u>What transportation can we take to the beach?</u></p> <ul style="list-style-type: none"> - What is the best way to get to the beach as a class? - Vocabulary: train / car / bus / airplane / bicycle / scooter. 		Students discuss ways to get to the beach.
3 mins	<p><u>Watch a video about a day at the beach.</u></p>	YouTube: " <i>Beach Song Cocomelon Nursery Rhymes & Kids Songs</i> "	Students watch a fun video about a day at the beach.
3 mins	<p><u>What things can we do at the beach?</u></p> <ul style="list-style-type: none"> - What are some activities that we can do at the beach? - Vocabulary: swim / surf / play / build sandcastles / sunbathe / take photos 	PPT	Students discuss activities they can do at the beach.
3 mins	<p><u>What snacks and drink can we enjoy at the beach?</u></p> <ul style="list-style-type: none"> - Name some food and drinks we can have at the beach. - Vocabulary: sandwiches / cookies / grapes / chips / watermelon / banana / orange / apple / milk tea / juice / soda / water 	PPT	Students name food and drinks they can enjoy at the beach.

3 mins	<u>What animals are under the water?</u> <ul style="list-style-type: none"> - Name some common animals in the ocean. - Vocabulary: dolphin / shark / octopus / crab / fish / jellyfish / starfish / whale / sea turtle. 	PPT	Students name common ocean animals.
3 mins	<u>Watch a video about the animals under the water.</u>	YouTube: “ <i>Down in the Deep Blue Sea ft. Finny The Shark Super Simple Songs</i> ”	Students enjoy a song about animals in the ocean.
5 mins	<u>End of class:</u> <ul style="list-style-type: none"> - Tell students that it’s the end of our field. - First, we will take a group photo. - Say goodbye. 		Students take a group photo with the teacher.

f 課程

Room	Preparation Room (Online)		
Topic	WE'RE GOING ON A BEAR HUNT		
Level	Beginner to Intermediate		
Number of Students	Up to 30 students		
Instructor	Liesl Ray		
Duration	40 minutes		
Goals and Objectives			
Goals	SWBAT listen to a story. SWBAT read along with a story. SWBAT answer questions about a story. SWBAT do actions with the story.		
Content			
Target Vocabulary / Sentences	bear / river / grass / forest / cave / snowstorm / mud / family / scared		
Materials	PPT / YouTube: "Michael Rosen performs We're Going on a Bear Hunt"		
Time	Procedure	Teaching Materials	Learning Expectations
5 mins	<u>Introduction:</u> <ul style="list-style-type: none">- Class setup (test sound and video)- Introduction by local teacher. (rules / goals)- Self-introduction.- Teacher tells students that we will read a story today and then act it out.	PPT	Students understand goals, rules and expectations for this class.
10 mins	<u>Teacher reads the story:</u> <ul style="list-style-type: none">- Teacher asks students what they see on the cover of the book.- Teacher asks students what is the name of the book.	PPT	Students listen to the story.

5 mins	<ul style="list-style-type: none"> - Teacher reads the story while students look at the pages. <p><u>Teacher asks questions about the story:</u></p> <ul style="list-style-type: none"> - What did the family do? - What things did they have to go through? - What did they find in the cave? - What did they do when they saw the bear? - What did they do when they got home? 	PPT	Students answer questions about the story.
5 mins	<p><u>Students read the story:</u></p> <ul style="list-style-type: none"> - Students read the story aloud together. 	PPT	Students read the story aloud.
5 mins	<p><u>Watch a video of the author reading and acting out the story.</u></p>	YouTube:	Students watch a fun video of the author acting out the story.
5 mins	<p><u>Students act out the story:</u></p> <ul style="list-style-type: none"> - Students watch the video, read the story aloud and act it out. 	<i>“Michael Rosen performs We’re Going on a Bear Hunt”</i>	Students read and act out the story.
5 mins	<p><u>End of class:</u></p> <ul style="list-style-type: none"> - Tell students that it’s the end of our reading class. - We will take a group photo. - Say goodbye. 	PPT	Students take a group photo with the teacher.

g 課程

Room	Preparation Room (Online)
Topic	VIRTUAL FIELD TRIP TO DISNEYLAND
Level	Intermediate to Advanced
Number of Students	Up to 30 students
Instructor	Liesl Ray
Duration	40 minutes
Goals and Objectives	
Goals	<p>SWBAT talk about which items to take to Disneyland.</p> <p>SWBAT talk about which transportation to take to the Disneyland.</p> <p>SWBAT buy tickets to enter Disneyland.</p> <p>SWBAT talk about their experiences on the rollercoasters and rides.</p> <p>SWBAT buy food and drinks at the snack bar.</p> <p>SWBAT buy souvenirs at the souvenir shop.</p>
Content	
Target Vocabulary / Sentences	<p><i>What can we take to the Disneyland?</i></p> <p><i>We can take a bag / sunglasses / sunscreen / money / camera / hat / jacket / shoes</i></p> <p><i>How can we get to the Disneyland?</i></p> <p><i>We can take a train / bus / airplane.</i></p> <p><u><i>Buying tickets:</i></u></p> <p><i>Hello, welcome to Disneyland. How many tickets do you need?</i></p> <p><i>I need one ticket.</i></p> <p><i>It's 50 dollars.</i></p> <p><i>Here you are.</i></p> <p><i>Here is your ticket, have fun!</i></p> <p><i>Thank you.</i></p> <p><i>How did you feel on the rollercoaster?</i></p> <p><i>I felt happy / excited / nervous / scared.</i></p> <p><i>Who is your favorite character?</i></p> <p><i>My favorite is Mickey and Minnie / Pluto / Chip and Dale / Marie.</i></p>

	<p><u>Buying snacks and drinks:</u> Hello, what would you like? I would like an ice cream / pretzel / waffle / sandwich / popcorn and a slushy / milkshake / juice / soda, please. It's 10 dollars. Here you are. Here's your snack and drink, enjoy it. Thank you.</p> <p><u>Buying souvenirs:</u> Hello, which souvenirs do you want? I want the keychain / mug / t-shirt / magnet / Mickey ears. It's 20 dollars. Here you are.</p>		
Materials	PPT / microphone headset / video camera / computer / YouTube: "Incredicoaster" / YouTube: "Mickey and Friends at Disneyland" / YouTube: "Runaway Railway at Disneyland" / YouTube: "Big Thunder Mountain at Disneyland" / YouTube: "Disneyland Fireworks Show"		
Time	Procedure	Teaching Materials	Learning Expectations
5 mins	<u>Introduction:</u> <ul style="list-style-type: none"> - Class setup (test sound and video) - Introduction by local teacher. (rules / goals) - Self-introduction. - Teacher tells students that we will go on a field trip to Disneyland. 	PPT	Students understand goals, rules and expectations for this class.
3 mins	<u>What can we take with us?</u> <ul style="list-style-type: none"> - Which things should we pack for Disneyland? - Vocabulary: bag / sunglasses / sunscreen / money / 	PPT	Students name items they can take with them to Disneyland.

2 mins	<p><i>camera / hat / jacket / shoes</i></p> <p><u>What transportation can we take to Disneyland?</u></p> <ul style="list-style-type: none"> - What is the best way to get to Disneyland as a class? 	PPT	
5 mins	<ul style="list-style-type: none"> - Vocabulary: <i>train / bus / airplane</i> <p><u>Let's Buy Our Tickets:</u></p> <ul style="list-style-type: none"> - Students read the dialogue to buy their tickets. <p><u>Buying tickets:</u> <i>Hello, welcome to Disneyland. How many tickets do you need? I need one ticket. It's 50 dollars. Here you are. Here is your ticket, have fun! Thank you.</i></p> <p><u>Watch a video of a rollercoaster.</u></p> <p><u>How did you feel on the rollercoaster?</u></p>	PPT	<p>Students name transportation options to go to Disneyland.</p> <p>Students read a dialogue to buy tickets.</p>
2 mins		YouTube:	
2 mins		"IncrediCoaster"	
		PPT	
2 mins		YouTube: "Mickey and Friends at Disneyland"	Students watch and enjoy a rollercoaster video.
2 mins	<ul style="list-style-type: none"> - Students say how they felt on the rollercoaster. - <i>I felt happy / excited / nervous / scared.</i> 	PPT	Students share how they felt while

	<p><u>Watch a video of Mickey Mouse and his friends.</u></p>		<p>“on the rollercoaster”.</p>
<p>2 mins</p>	<p><u>Who was your favorite:</u></p> <ul style="list-style-type: none"> - <i>Who is your favorite character?</i> 	<p>YouTube: “Runaway Railway at Disneyland”</p>	<p>Students watch a fun video about Mickey Mouse and some of his friends.</p>
<p>5 mins</p>	<p><i>My favorite is Mickey and Minnie / Pluto / Chip and Dale / Marie.</i></p>	<p>PPT</p>	<p>Students share their favorite characters.</p>
	<p><u>Watch a video of a fun ride at Disneyland.</u></p>		
	<p><u>Buying Snacks and Drinks:</u></p> <ul style="list-style-type: none"> - Students read the dialogue to buy snacks and drinks at the snack bar. 		<p>Students enjoy another video of a ride at Disneyland.</p>
<p>2 mins</p>	<p><u>Buying snacks and drinks:</u> <i>Hello, what would you like?</i> I would like an ice cream / pretzel / waffle / sandwich / popcorn and a slushy / milkshake / juice / soda, please.</p>	<p>YouTube: “Big Thunder Mountain at Disneyland”</p>	<p>Students read a dialogue for buying food and drinks at the snack bar.</p>
<p>3 mins</p>	<p><i>It’s 10 dollars.</i> Here you are. <i>Here’s your snack and drink, enjoy it.</i> Thank you.</p>	<p>PPT</p>	
	<p><u>Watch a video of another rollercoaster at Disneyland.</u></p>		
	<p><u>Buying Souvenirs:</u></p> <ul style="list-style-type: none"> - Students read the dialogue to buy 		
<p>2 mins</p>			

<p>3 mins</p>	<p>souvenirs at the souvenir shop.</p> <p><u>Buying souvenirs:</u> <i>Hello, which souvenirs do you want?</i></p> <p><i>I want the keychain / mug / t-shirt / magnet / Mickey ears.</i></p> <p><i>It's 20 dollars.</i></p> <p><i>Here you are.</i></p> <p><u>Watch a video of the fireworks show at Disneyland.</u></p> <p><u>End of class:</u></p> <ul style="list-style-type: none"> - Tell students that it's the end of our field. - First, we will take a group photo. - Say goodbye. 	<p>YouTube: "Disneyland Fireworks Show"</p> <p>PPT</p>	<p>Students enjoy a video of a rollercoaster at Disneyland.</p> <p>Students read a dialogue to buy souvenirs.</p> <p>Students watch a video of the Disneyland fireworks show.</p> <p>Students take a group photo with the teacher.</p>
----------------------	---	--	--

h 課程

Room	Preparation Room (Online)
Topic	TOUR THE SEVEN WONDERS OF THE WORLD
Level	Intermediate to Advanced
Number of Students	Up to 30 students
Instructor	Liesl Ray
Duration	40 minutes
Goals and Objectives	
Goals	<p>SWBAT talk about which items to take on their trip.</p> <p>SWBAT name the Seven Wonders of the World.</p> <p>SWBAT name which countries the Wonders are in.</p> <p>SWBAT buy tickets to visit the Wonders.</p> <p>SWBAT buy souvenirs to visit the Wonders.</p>
Content	
Target Vocabulary / Sentences	<p><i>What should we pack for our trip?</i></p> <p><i>We can take a camera / shoes / money / passport / sunglasses / hat / backpack / phone / sunscreen.</i></p> <p><u><i>Buying tickets:</i></u></p> <p><i>Hello, welcome to The Great Wall of China / The Taj Mahal / Petra / The Colosseum / Christ The Redeemer / Machu Picchu / Chichen Itza.</i></p> <p><i>How many tickets do you need?</i></p> <p><i>I need one ticket.</i></p> <p><i>It's 50 dollars.</i></p> <p><i>Here you are.</i></p> <p><i>Here's your ticket.</i></p> <p><i>Thank you.</i></p> <p><u><i>Buying souvenirs:</i></u></p> <p><i>Hello, what souvenir would you like?</i></p> <p><i>I want the stuffed toy / keychain / mug / photo frame / flag / magnet.</i></p> <p><i>It's 20 dollars.</i></p> <p><i>Here you are.</i></p> <p><i>Here are your souvenirs.</i></p>

	Thank you.		
Materials	PPT / microphone headset / video camera / computer / YouTube: “ <i>The Great Wall of China</i> ” / YouTube: “ <i>Taj Mahal</i> ” / YouTube: “ <i>Petra</i> ” / YouTube: “ <i>Colosseum</i> ” / YouTube: “ <i>Christ The Redeemer</i> ” / YouTube: “ <i>Machu Picchu</i> ” / YouTube: “ <i>Chichen Itza</i> ”		
Time	Procedure	Teaching Materials	Learning Expectations
5 mins	<u>Introduction:</u> <ul style="list-style-type: none"> - Class setup (test sound and video) - Introduction by local teacher. (rules / goals) - Self-introduction. - Teacher tells students that we will go on a tour of the Seven Wonders of the World. 	PPT	Students understand goals, rules and expectations for this class.
3 mins	<u>What can we take with us?</u> <ul style="list-style-type: none"> - Which things should we pack for our trip? - Vocabulary: camera / shoes / money / passport / sunglasses / hat / backpack / phone / sunscreen 	PPT	Students name items they can take with them on this trip.
4 mins	<u>The Great Wall of China:</u> <ul style="list-style-type: none"> - Teacher asks students some of the facts. - Students read the dialogue to buy their tickets. - Students watch a video about The Great Wall of China. 	PPT YouTube: “ <i>The Great Wall of China</i> ”	Students read some of the facts about the

4 mins	<ul style="list-style-type: none"> - Students read the dialogue to buy souvenirs. 	PPT YouTube: <i>"Taj Mahal"</i>	Wonder, read the dialogue and watch a video.
4 mins	<p><u>Taj Mahal:</u></p> <ul style="list-style-type: none"> - Teacher asks students some of the facts. - Students read the dialogue to buy their tickets. - Students watch a video about the Taj Mahal. - Students read the dialogue to buy souvenirs. 	PPT YouTube: <i>"Petra"</i>	Students read some of the facts about the Wonder, read the dialogue and watch a video.
4 mins	<p><u>Petra:</u></p> <ul style="list-style-type: none"> - Teacher asks students some of the facts. - Students read the dialogue to buy their tickets. - Students watch a video about Petra. - Students read the dialogue to buy souvenirs. 	PPT YouTube: <i>"Colosseum"</i>	Students read some of the facts about the Wonder, read the dialogue and watch a video.
4 mins	<p><u>Colosseum:</u></p> <ul style="list-style-type: none"> - Teacher asks students some of the facts. - Students read the dialogue to buy their tickets. - Students watch a video about Colosseum. 	PPT YouTube: <i>"Christ The Redeemer"</i>	Students read some of the facts about the Wonder, read the dialogue and watch a video.

<p>4 mins</p>	<ul style="list-style-type: none"> - Students read the dialogue to buy souvenirs. <p><u>Christ The Redeemer:</u></p> <ul style="list-style-type: none"> - Teacher asks students some of the facts. - Students read the dialogue to buy their tickets. - Students watch a video about Christ the Redeemer. - Students read the dialogue to buy souvenirs. 	<p>PPT</p> <p>YouTube: "<i>Machu Picchu</i>"</p>	<p>Students read some of the facts about the Wonder, read the dialogue and watch a video.</p>
<p>4 mins</p>	<p><u>Machu Picchu:</u></p> <ul style="list-style-type: none"> - Teacher asks students some of the facts. - Students read the dialogue to buy their tickets. - Students watch a video about Machu Picchu. - Students read the dialogue to buy souvenirs. 	<p>PPT</p> <p>YouTube: "<i>Chichen Itza</i>"</p>	<p>Students read some of the facts about the Wonder, read the dialogue and watch a video.</p>
<p>4 mins</p>	<p><u>Chichen Itza:</u></p> <ul style="list-style-type: none"> - Teacher asks students some of the facts. - Students read the dialogue to buy their tickets. - Students watch a video about Chichen Itza. 	<p>PPT</p>	<p>Students read some of the facts about the</p>

	<ul style="list-style-type: none"> - Students read the dialogue to buy souvenirs. <p><u>End of class:</u></p> <ul style="list-style-type: none"> - Ask students about their favorite Wonder. - Tell students that it's the end of our trip. - First, we will take a group photo. - Say goodbye. 	<p>Wonder, read the dialogue and watch a video.</p> <p>Students read some of the facts about the Wonder, read the dialogue and watch a video.</p> <p>Students talk about their favorite Wonder. Students take a group photo with the teacher.</p>
--	--	---

111 學年度外校實體課程內容

A 課程

Twister

Lesson Overview:

In this **BEGINNER** English lesson, students will be playing a popular game called, *“Twister!”*. Students will use their hands and feet to play this fun game, and will repeat a simple sentence pattern to direct the players in the game. For example, *“Right foot on blue”* or *“Left hand on yellow.”*

Target Vocabulary:

**red / blue / yellow / green / circle / hand / foot /
left / right / player / spinner / mat**

Colors & Animals

Lesson Overview:

In this **BEGINNER** English lesson, students will listen to the story “Brown Bear, Brown Bear, What do you see?” by Eric Carle. Students will do activities that practice color names and animal names.

Target Vocabulary:

cat / monkey / rabbit / lion / panda / penguin

red / blue / green / yellow / orange / purple

big / small

Reading Corner: What Do You See?

Lesson Overview:

In this **BEGINNER** English lesson, students will listen to a fun story called “What do you see?”

Students will see the pictures from the story on a large screen, and will play a guessing game, where they guess what pictures are hidden in the story.

Students will also compete against their classmates in a “cup stacking” activity. They will race to be the first to create a cup pyramid, then say the English vocabulary word – before their classmate can do it.

Target Vocabulary:

What do you see? I see a _____.

bee / flower / hat / cat

bear / frog / dog / ball

caterpillar / butterfly / bird / kite

Places in My Neighborhood

Lesson Overview:

In this **BEGINNER** English lesson, students will talk about common places in their neighborhood and what they can do there. For example, *“I can read at school”*, *“I can eat pizza at the restaurant.”* They will play a fun game to practice these sentence patterns.

Target Vocabulary:

**park / school / restaurant / supermarket /
home / zoo / hospital**

C 課程

Reading Corner: Goldilocks & The Three Bears

Lesson Overview:

In this **INTERMEDIATE** English lesson, students will read the famous story, “*Goldilocks and the Three Bears*”. They will listen to the story, read it together, and answer questions about it. They will then use the iPads to scan the books and see them come to life with the help of AR (Augmented Reality) technology.

Target Vocabulary:

Goldilocks / three bears / daddy / mommy / baby / bowl / porridge / chair / bed

Reading Corner: What's the Time, Mr. Wolf?

Lesson Overview:

In this **INTERMEDIATE** lesson, students will learn to sing a song that matches the picture book. Students will also perform hand gestures to match the lyrics of the song. Together, students and teacher will read the story and guess the hidden words.

Students will also play games that practice the target language, and telling what time it is.

Target Vocabulary:

What time is it? It's _____ o'clock.

1 - 12 o'clock / wake up / brush teeth / eat breakfast

get dressed / go to school / take a nap / eat lunch

eat dinner / set the table

Places & Directions

Lesson Overview:

In this **INTERMEDIATE** English lesson, students will make sentences about what they can do at common places in their neighborhoods. They will also learn about giving directions to someone on the street, and practice these sentence patterns by playing on a giant, colorful floor game.

Target Vocabulary:

**park / school / restaurant / supermarket / home / zoo / hospital
/ turn left / turn right / go straight / block**

Green Screen - Weather

Lesson Overview:

In this **INTERMEDIATE** English lesson, students will learn how to make a green screen weather report video, and will watch it at the end of the class. They will practice using basic weather vocabulary. Students will also learn a simple weather song, and sing it to make a music video.

Target Vocabulary:

It is sunny. / It is rainy. / It is windy. / It is cloudy.

**It is hot. / It's cold. / It is stormy. / It is snowy.
It's a beautiful day!**

Public Transportation

Lesson Overview:

In this **ADVANCED** English lesson, students will learn about the four public transportation options in Taipei City. They will learn what to say in English when they want to buy an EasyCard at the MRT station, what to say to the taxi driver, and how to ask someone for help at the bus or YouBike stations. They will get to role play being tourists, locals, taxi drivers and metro agents and act out the dialogues in a vibrant environment.

Target Vocabulary:

**transportation / taxi / bus / MRT / YouBike /
tourist / local / EasyCard / metro agent / money
/ taxi driver**

Magic Stone Soup

Lesson Overview:

In this **ADVANCED** lesson, students will practice the target sentences “What would you like?” “I’d like (a) _____, please.”

Students will read the story and guess the pictures and words from the story. Students will play a game to practice target sentences and vocabulary.

Target Vocabulary:

**chicken nuggets / cola / brownie / French fries / menu
/ banana split / steak / cherry pie /**

Cruise Ship

Lesson Overview:

In this **ADVANCED** English lesson, students will get to go on a cruise ship. They will learn simple dialogues of what to say when they board the ship, what to say when they buy drinks and food at the snack bar, what to say when they visit the ship's beauty salon, and also what they can say when they need to see the doctor at the clinic on the ship. They will role-play being the crew and passengers on the cruise ship, and act out the dialogues in a delightful environment.

Target Vocabulary:

**cruise ship / passengers / crew / boarding / snack bar
/ pool deck / beauty salon / clinic**

Where Do You Want to Go?

Lesson Overview:

In this **ADVANCED** lesson, students will practice talking about countries, landmarks, and animals. The target sentence is “Where do you want to go?”

Students will read the story and guess the pictures and words from the story. Students will also act out the story to practice the target sentences. The class finishes with a fun board game.

Target Vocabulary:

France / Australia / Kenya / Canada / Eiffel Tower / kangaroo Sydney Opera House / lions and zebras / Niagara Falls

World Travelers

Lesson Overview:

In this **VERY ADVANCED** English lesson, students will share which countries they've visited and would also like to visit in the future. They will learn the difference between continents, countries and cities. During this lesson, they will identify famous sights that they'd like to visit. Using the iPads, they will research in which cities, countries and on which continents those famous sight are, by using apps like Google Maps and the Google search engine. Finally, they will share why they'd like to visit these famous sights.

Target Vocabulary:

**traveler / world / map / continents / countries
/ cities / famous sights**

Tangram Puzzles

Lesson Overview:

Tangram Puzzles

In this **VERY ADVANCED** English lesson, students will use tangram shapes to solve problems, or puzzles.

They will use triangles, squares and parallelograms to create different animal shaped artwork.

Target Vocabulary:

**triangle / square / rectangle /
parallelogram**

turtle / swan / fox / fish / cat

Future Engineers

Lesson Overview:

In this **VERY ADVANCED** English lesson, students will get a taste of what it's like being an engineer. They will use the incredible *LEGO WeDo 2.0 Education* sets and software to build models, and then code these models to move. Students will work together in pairs, follow clear directions on how to build the models, problem solve, and complete this engineering task under time pressure.

Target Vocabulary:

**engineer / build / code / model / Bluetooth /
connect / battery / iPad**

Music Appreciation

Lesson Overview:

Music Appreciation

In this **VERY ADVANCED** English lesson, students will learn about five popular music styles. They will listen to different examples of these music styles, and practice describing how they feel when they hear the music.

Target Vocabulary:

Jazz / Country / Rock / Classical / Hip-hop

happy / annoyed / bored / relaxed / excited

_____ music makes me feel _____.

111 學年度英語情境中心執行成果說明

體驗課程人次統計

111 學年度上學期共 138 班學生體驗，共計 3661 人。

(校外 39 班，1030 人；校內 99 班，2631 人)

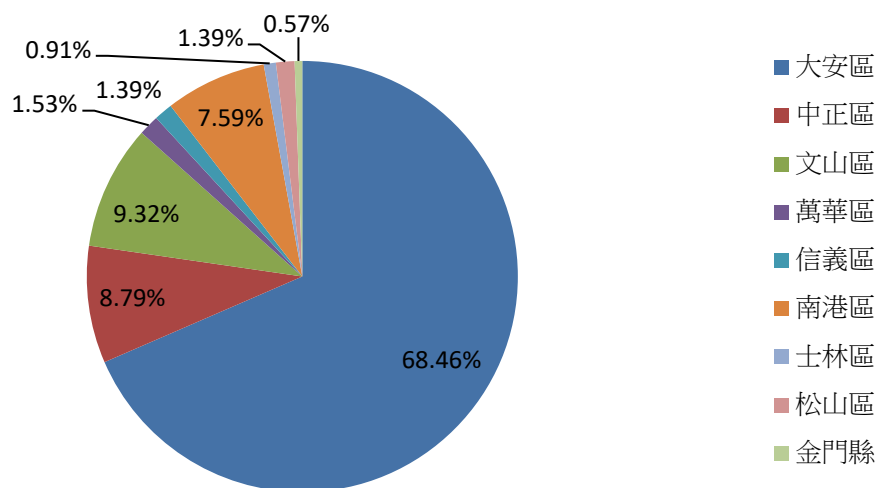
111 學年度下學期共 141 班學生體驗，共計 3733 人。

(校外 37 班，1050 人；校內 104 班，2683 人)

全年度體驗學生校內及校外共 7394 名學生參加體驗課程。

其中外校參加本情境中心線上課程共 2080 人次：大安區學生共 1424 人，中正區共 183 人，文山區共 194 人，萬華區共 32 人，信義區共 29 人，南港區共 158 人，士林區共 19 人，松山區共 29 人，金門縣共 12 人。大安區學生又以仁愛國小學生最多，共 771 人。另補充大安區來訪學校如下：仁愛國小 (共 28 個班級)、幸安國小 (共 2 個班級)、新生國小 (共 6 個班級)、公館國小 (共 4 個班級)、金華國小 (共 5 個班級)、建安國小 (共 1 個班級)。

111學年度外校體驗來訪比例圖



建置線上教學影片

Liesl 老師的影片：



Stephen 老師的影片：



Liesl 老師的影片



Stephen 老師的影片

附件一、全年度體驗人數紀錄

9 月份校內校外學生體驗人數共 536 人次，外校學生共 0 人次（10 月才開放報名），古亭學生共 536 人次。

	1	2	3	4	5
日期	0905	0906	0906	0906	0906
學校	古亭	古亭	古亭	古亭	古亭
班級	105	106	102	103	104
時間	09:25-10:05	08:35-09:15	13:20-14:00	14:10-14:50	15:00-15:40
Stephen 教室	時代廣場	時代廣場	時代廣場	時代廣場	時代廣場
Liesl 教室	郵輪	郵輪	郵輪	郵輪	郵輪
人數	28	29	29	27	28
人數累加	28	57	86	113	141

	6	7	8	9	10
日期	0913	0922	0922	0922	0923
學校	古亭	古亭	古亭	古亭	古亭
班級	101	302	301	305	303
時間	10:25-11:05	11:15-11:55	13:20-14:00	14:10-14:50	08:35-09:15
Stephen 教室	時代廣場	碼頭	碼頭	碼頭	碼頭
Liesl 教室	郵輪	郵輪	郵輪	郵輪	郵輪
人數	29	25	25	24	25
人數累加	170	194	221	248	275

	11	12	13	14	15
日期	0923	0923	0926	0926	0926
學校	古亭	古亭	古亭	古亭	古亭
班級	306	304	605	607	602
時間	09:25-10:05	10:25-11:05	10:25-11:05	11:15-11:55	13:20-14:00
Stephen 教室	碼頭	碼頭	碼頭	碼頭	碼頭
Liesl 教室	郵輪	郵輪	郵輪	郵輪	郵輪
人數	25	24	27	27	27
人數累加	300	324	351	378	405

	16	17	18	19	20
日期	0926	0926	0927	0927	0928
學校	古亭	古亭	古亭	古亭	古亭
班級	606	601	604	601	603
時間	14:10-14:50	15:00-15:40	10:25-11:05	13:20-14:00	10:25-11:05
Stephen 教室	碼頭	碼頭	碼頭	碼頭	碼頭
Liesl 教室	郵輪	郵輪	郵輪	郵輪	郵輪
人數	24	27	27	27	26
人數累加	429	456	483	510	536

10 月份校內校外學生體驗人數共 699 人次，外校學生共 296 人次，古亭學生共 403 人次。

外校實體	外校線上
------	------

	1	2	3	4	5
日期	1004	1005	1005	1005	1006
學校	仁愛	古亭	古亭	古亭	古亭
班級	610	605	603	606	604
時間	13:00-15:30	09:25-10:25	10:25-11:05	11:15-11:55	11:15-11:55
Stephen 教室	碼頭	碼頭	碼頭	碼頭	碼頭
Liesl 教室	郵輪	郵輪	郵輪	郵輪	郵輪
人數	28	27	26	24	27
人數累加	28	55	81	105	132

	6	7	8	9	10
日期	1006	1006	1007	1011	1011
學校	古亭	古亭	古亭	古亭	古亭
班級	602	504	607	404	403
時間	13:20-14:00	14:10-14:50	09:25-10:05	09:25-10:05	10:25-11:05
Stephen 教室	碼頭	碼頭	碼頭	碼頭	碼頭
Liesl 教室	郵輪	郵輪	郵輪	郵輪	郵輪
人數	27	27	27	24	24
人數累加	159	186	213	237	261

	11	12	13	14	15
日期	1011	1012	1012	1012	1012
學校	仁愛	古亭	古亭	古亭	古亭
班級	614	506	506	503	503
時間	13:00-15:30	08:35-09:15	09:25-10:05	10:25-11:05	11:15-11:55
Stephen 教室	碼頭	碼頭	碼頭	碼頭	碼頭
Liesl 教室	郵輪	郵輪	郵輪	郵輪	郵輪
人數	27	28	28	28	28
人數累加	288	316	344	372	400

	16	17	18	19	20
日期	1013	1013	1017	1018	1020
學校	古亭	仁愛	仁愛	興德	仁愛
班級	501	613	609	402	605
時間	11:15-11:55	13:00-15:30	13:00-15:30	13:00-15:30	13:00-15:30
Stephen 教室	碼頭	碼頭	碼頭	碼頭	碼頭
Liesl 教室	郵輪	郵輪	郵輪	郵輪	郵輪
人數	29	28	27	21	26
人數累加	429	457	484	505	531

	21	22	23	24	25
日期	1021	1024	1025	1027	1027
學校	仁愛	仁愛	新生	仁愛	古亭
班級	603	612	505	604	501
時間	08:40-11:10	13:00-15:30	13:00-15:30	13:00-15:30	11:15-11:55
Stephen 教室	碼頭	碼頭	碼頭	碼頭	碼頭
Liesl 教室	郵輪	郵輪	郵輪	郵輪	郵輪
人數	28	28	29	28	29
人數累加	559	587	616	644	673

	26
日期	1028
學校	仁愛
班級	601
時間	08:40-11:10
Stephen 教室	碼頭
Liesl 教室	郵輪
人數	26
人數累加	699

11 月份校內校外學生體驗人數共 824 人次，外校學生共 302 人次，古亭學生共 522 人次。

外校實體	外校線上
------	------

	1	2	3	4	5
日期	1101	1101	1103	1103	1104
學校	古亭	古亭	古亭	古亭	古亭
班級	206	504	203	502	507
時間	11:15-11:55	13:20-14:00	10:25-11:05	11:15-11:55	10:25-11:05
Stephen 教室	碼頭	碼頭	碼頭	碼頭	碼頭
Liesl	郵輪	郵輪	郵輪	郵輪	郵輪
人數	28	27	29	29	28
人數累加	28	55	84	113	141

	6	7	8	9	10
日期	1104	1104	1104	1107	1107
學校	古亭	古亭	古亭	古亭	古亭
班級	507	505	505	407	401
時間	11:15-11:55	13:20-14:00	14:10-14:50	10:25-11:05	11:15-11:55
Stephen 教室	碼頭	碼頭	碼頭	碼頭	碼頭
Liesl	郵輪	郵輪	郵輪	郵輪	郵輪
人數	28	27	27	25	26
人數累加	169	196	223	248	274

	11	12	13	14	15
日期	1107	1108	1110	1110	1110
學校	興德	建安	古亭	古亭	興德
班級	501	610	408	502	502
時間	13:35-15:30	13:35-15:30	09:25-10:05	11:15-11:55	13:35-15:30
Stephen 教室	碼頭	碼頭	碼頭	碼頭	碼頭
Liesl	郵輪	郵輪	郵輪	郵輪	郵輪
人數	28	28	25	29	26
人數累加	302	330	355	384	410

	16	17	18	19	20
日期	1114	1114	1115	1115	1117
學校	古亭	古亭	古亭	古亭	仁愛
班級	204	402	406	409	602
時間	11:15-11:55	15:00-15:40	10:25-11:05	14:10-14:50	13:35-15:30
Stephen 教室	碼頭	碼頭	碼頭	碼頭	碼頭
Liesl	郵輪	郵輪	郵輪	郵輪	郵輪
人數	29	24	25	25	26
人數累加	439	463	488	513	539

	21	22	23	24	25
日期	1118	1118	1118	1118	1122
學校	古亭	公館	公館	古亭	仁愛
班級	307	四乙	四甲	410	606
時間	08:35-9:15	09:25-10:05	10:25-11:05	11:15-11:55	13:35-15:30
Stephen 教室	碼頭			碼頭	碼頭
Liesl	郵輪	碼頭	碼頭	郵輪	郵輪
人數	14	26	27	23	28
人數累加	553	579	606	629	657

	26	27	28	29	30
日期	1124	1125	1128	1128	1129
學校	仁愛	仁愛	古亭	仁愛	古亭
班級	607	611	204	608	406
時間	13:35-15:30	08:40-11:10	10:25-11:05	13:35-15:30	10:25-11:05
Stephen 教室	碼頭	碼頭	碼頭	碼頭	碼頭
Liesl	郵輪	郵輪	郵輪	郵輪	郵輪
人數	28	28	29	28	25
人數累加	685	713	742	770	795

	31
日期	1129
學校	新生
班級	502
時間	13:35-15:30
Stephen 教室	碼頭
Liesl	購物中心
人數	29
人數累加	824

12 月份校內校外學生體驗人數共 719 人次，外校學生共 346 人次，古亭學生共 373 人次。

外校實體	外校線上
------	------

	1	2	3	4	5
日期	1201	1202	1202	1202	1205
學校	古亭	古亭	胡適	古亭	古亭
班級	508	307	605	410	104
時間	09:25-10:05	08:35-09:15	09:25-10:05	11:15-11:55	09:25-10:05
Stephen 教室	碼頭	碼頭		郵輪	郵輪
Liesl 教室	郵輪	郵輪	碼頭	碼頭	碼頭
人數	27	14	25	23	29
人數累加	27	41	66	89	118

	6	7	8	9	10
日期	1205	1205	1205	1205	1206
學校	古亭	古亭	雙溪	胡適	古亭
班級	106	201	五甲	603	103
時間	10:25-11:05	11:15-11:55	13:20-14:00	14:10-14:50	08:35-09:15
Stephen 教室	郵輪	郵輪		碼頭	郵輪
Liesl 教室	購物中心	碼頭	碼頭		購物中心
人數	29	29	19	27	27
人數累加	147	176	195	222	249

	11	12	13	14	15
日期	1206	1206	1206	1206	1206
學校	古亭	古亭	胡適	螢橋	古亭
班級	102	207	602	602	202
時間	09:25-10:05	10:25-11:05	13:20-14:00	14:10-14:50	15:00-15:40
Stephen 教室	郵輪	郵輪		碼頭	郵輪
Liesl 教室	購物中心	購物中心	碼頭		購物中心
人數	29	29	25	23	28
人數累加	278	307	332	355	383

	16	17	18	19	20
日期	1208	1209	1209	1212	1213
學校	古亭	螢橋	胡適	螢橋	古亭
班級	508	603	606	601	409
時間	09:25-10:05	08:35-09:15	10:25-11:05	15:00-15:40	14:10-14:50
Stephen 教室	郵輪				郵輪
Liesl 教室	碼頭	碼頭	碼頭	碼頭	碼頭
人數	27	24	26	22	25
人數累加	410	434	460	482	507

	21	22	23	24	25
日期	1215	1216	1220	1222	1223
學校	河堤	龍安	古亭	河堤	述美
班級	502	604	205	501	混班
時間	13:30-15:30	08:40-11:10	14:10-14:50	13:30-15:30	08:40-11:10
Stephen 教室	郵輪	郵輪	碼頭	郵輪	郵輪
Liesl 教室	交通工具	交通工具	購物中心	交通工具	交通工具
人數	29	29	29	28	12
人數累加	536	565	594	622	634

	26	27	28
日期	1227	1229	1230
學校	新生	幸安	古亭
班級	501	408	105
時間	13:30-15:30	13:30-15:30	08:35-09:15
Stephen 教室	碼頭	碼頭	碼頭
Liesl 教室	郵輪	郵輪	購物中心
人數	28	29	28
人數累加	662	691	719

1 月份校內校外學生體驗人數共 883 人次，外校學生共 86 人次，古亭學生共 797 人次。

外校實體	外校線上
------	------

	1	2	3	4	5
日期	0105	0107	0107	0107	0110
學校	河堤	古亭	古亭	古亭	古亭
班級	504	410	505	505	405
時間	13:35-15:30	11:15-11:55	13:20-14:00	14:10-14:50	11:15-11:55
Stephen 教室	郵輪	碼頭	碼頭	碼頭	碼頭
Liesl 教室	交通工具	郵輪	郵輪	郵輪	郵輪
人數	27	23	27	27	26
人數累加	27	50	77	104	130

	6	7	8	9	10
日期	0110	0110	0110	0112	0112
學校	古亭	古亭	古亭	古亭	古亭
班級	603	601	502	101	207
時間	13:20-14:00	14:10-14:50	15:00-15:40	09:25-10:05	11:15-11:55
Stephen 教室	碼頭	碼頭	碼頭	碼頭	碼頭
Liesl 教室	郵輪	郵輪	郵輪	購物中心	購物中心
人數	26	27	29	29	29
人數累加	156	183	212	241	270

	11	12	13	14	15
日期	0112	0112	0113	0113	0113
學校	古亭	古亭	古亭	古亭	古亭
班級	406	406	606	607	405
時間	13:20-14:00	14:10-14:50	08:35-09:15	09:25-10:05	11:15-11:55
Stephen 教室	碼頭	碼頭	碼頭	碼頭	碼頭
Liesl 教室	郵輪	郵輪	郵輪	郵輪	郵輪
人數	25	25	24	27	26
人數累加	295	320	344	371	397

	16	17	18	19	20
日期	0113	0113	0113	0116	0116
學校	古亭	古亭	古亭	古亭	古亭
班級	602	605	604	502	204
時間	13:20-14:00	14:10-14:50	15:00-15:40	08:35-09:15	09:25-10:05
Stephen 教室	碼頭	碼頭	碼頭	碼頭	碼頭
Liesl 教室	郵輪	郵輪	郵輪	郵輪	購物中心
人數	27	27	27	29	29
人數累加	424	451	478	507	536

	21	22	23	24	25
日期	0116	0116	0117	0117	0117
學校	古亭	河堤	古亭	古亭	古亭
班級	607	503	409	404	403
時間	10:25-11:05	13:35-15:30	08:35-09:15	09:25-10:05	10:25-11:05
Stephen 教室	碼頭	郵輪	碼頭	碼頭	碼頭
Liesl 教室	郵輪	交通工具	郵輪	郵輪	郵輪
人數	27	30	25	24	24
人數累加	563	593	618	642	666

	26	27	28	29	30
日期	0117	0118	0118	0119	0119
學校	幸安	古亭	古亭	古亭	古亭
班級	407	605	603	409	204
時間	13:35-15:30	09:25-10:05	10:25-11:05	08:35-09:15	09:25-10:05
Stephen 教室	碼頭	碼頭	碼頭	碼頭	碼頭
Liesl 教室	購物中心	郵輪	郵輪	郵輪	購物中心
人數	29	27	26	25	29
人數累加	695	722	748	773	802

	31	32	33
日期	0119	0119	0119
學校	古亭	古亭	古亭
班級	604	602	601
時間	11:15-11:55	13:20-14:00	15:00-15:40
Stephen 教室	碼頭	碼頭	碼頭
Liesl 教室	郵輪	郵輪	郵輪
人數	27	27	27
人數累加	829	856	883

3 月份校內校外學生體驗人數共 954 人次，外校學生共 257 人次，古亭學生共 697 人次。

外校實體	外校線上
------	------

	1	2	3	4	5
日期	0310	0310	0313	0313	0314
學校	公館	公館	古亭	古亭	古亭
班級	四乙	四甲	302	304	305
時間	09:25-10:05	10:25-11:05	10:25-11:05	11:15-11:55	10:25-11:05
Stephen 教室			碼頭	碼頭	碼頭
Liesl 教室	碼頭	碼頭	交通工具	交通工具	交通工具
人數	26	27	25	24	24
人數累加	26	53	78	102	126

	6	7	8	9	10
日期	0314	0316	0316	0317	0317
學校	仁愛	古亭	古亭	仁愛	古亭
班級	508	303	502	505	505
時間	13:00-15:30	10:25-11:05	11:15-11:55	08:40-11:10	14:10-14:50
Stephen 教室	碼頭	碼頭	時代廣場	郵輪	時代廣場
Liesl 教室	郵輪	交通工具	碼頭	交通工具	碼頭
人數	29	25	27	29	27
人數累加	155	180	207	236	263

	11	12	13	14	15
日期	0320	0320	0320	0320	0321
學校	古亭	古亭	古亭	古亭	古亭
班級	507	506	307	501	503
時間	11:15-11:55	13:20-14:00	14:10-14:50	15:00-15:40	10:25-11:05
Stephen 教室	時代廣場	時代廣場	碼頭	時代廣場	時代廣場
Liesl 教室	碼頭	碼頭	交通工具	碼頭	碼頭
人數	28	28	14	29	28
人數累加	291	319	333	362	390

	16	17	18	19	20
日期	0321	0321	0321	0321	0323
學校	古亭	古亭	古亭	古亭	古亭
班級	508	504	306	301	204
時間	11:15-11:55	13:20-14:00	14:10-14:50	15:00-15:40	09:25-10:05
Stephen 教室	時代廣場	時代廣場	碼頭	碼頭	交通工具
Liesl 教室	碼頭	碼頭	交通工具	交通工具	郵輪
人數	27	27	25	25	29
人數累加	417	444	469	494	523

	21	22	23	24	25
日期	0323	0324	0325	0325	0325
學校	新生	新生	古亭	古亭	仁愛
班級	606	601	407	401	509
時間	13:00-15:30	08:40-11:10	10:25-11:05	11:15-11:55	13:00-15:30
Stephen 教室	郵輪	郵輪	碼頭	碼頭	郵輪
Liesl 教室	碼頭	碼頭	交通工具	交通工具	交通工具
人數	29	29	25	26	27
人數累加	552	581	606	632	659

	26	27	28	29	30
日期	0327	0327	0327	0327	0327
學校	古亭	古亭	古亭	古亭	古亭
班級	605	607	602	408	402
時間	10:25-11:05	11:15-11:55	13:20-14:00	14:10-14:50	15:00-15:40
Stephen 教室	碼頭	碼頭	碼頭	碼頭	碼頭
Liesl 教室	郵輪	郵輪	郵輪	交通工具	交通工具
人數	27	27	27	25	24
人數累加	686	713	740	765	789

	31	32	33	34	35
日期	0328	0328	0328	0328	0330
學校	古亭	古亭	古亭	古亭	光仁
班級	404	604	603	601	603
時間	09:25-10:05	10:25-11:05	11:15-11:55	13:20-14:00	13:00-15:30
Stephen 教室	碼頭	碼頭	碼頭	碼頭	郵輪
Liesl 教室	郵輪	郵輪	郵輪	交通工具	碼頭
人數	24	27	26	27	32
人數累加	813	840	866	893	925

	36
日期	0331
學校	龍安
班級	603
時間	08:40-11:10
Stephen 教室	郵輪
Liesl 教室	交通工具
人數	29
人數累加	954

4 月份校內校外學生體驗人數共 695 人次，外校學生共 218 人次，古亭學生共 477 人次。

外校實體	外校線上
------	------

	1	2	3	4	5
日期	0407	0410	0411	0413	0413
學校	古亭	仁愛	仁愛	古亭	仁愛
班級	405	507	513	604	506
時間	10:25-11:05	13:00-15:30	13:00-15:30	11:15-11:55	13:00-15:30
Stephen 教室	碼頭	碼頭	碼頭	碼頭	郵輪
Liesl 教室	交通工具	郵輪	郵輪	郵輪	交通工具
人數	26	27	27	27	28
人數累加	26	53	80	107	135

	6	7	8	9	10
日期	0414	0414	0417	0417	0417
學校	古亭	古亭	古亭	古亭	古亭
班級	602	605	407	401	606
時間	13:20-14:00	14:10-14:50	10:25-11:05	11:15-11:55	14:10-14:50
Stephen 教室	碼頭	碼頭	碼頭	碼頭	碼頭
Liesl 教室	郵輪	郵輪	交通工具	交通工具	郵輪
人數	27	27	25	26	24
人數累加	162	189	214	240	264

	11	12	13	14	15
日期	0417	0418	0418	0418	0420
學校	古亭	古亭	古亭	新生	古亭
班級	601	403	405	602	502
時間	15:00-15:40	10:25-11:05	11:15-11:55	13:00-15:30	11:15-11:55
Stephen 教室	碼頭	碼頭	碼頭	郵輪	碼頭
Liesl 教室	郵輪	交通工具	交通工具	交通工具	郵輪
人數	27	24	26	28	29
人數累加	291	315	341	369	398

	16	17	18	19	20
日期	0420	0424	0424	0425	0425
學校	古亭	古亭	仁愛	古亭	仁愛
班級	406	607	507	406	504
時間	14:10-14:50	11:15-11:55	13:00-15:30	10:25-11:05	13:00-15:30
Stephen 教室	碼頭	郵輪	碼頭	碼頭	碼頭
Liesl 教室	交通工具	交通工具	郵輪	交通工具	郵輪
人數	25	27	27	25	27
人數累加	423	450	477	502	529

	21	22	23	24	25
日期	0427	0427	0427	0428	0428
學校	古亭	古亭	仁愛	龍安	古亭
班級	204	502	503	608	505
時間	09:25-10:05	11:15-11:55	13:00-15:30	08:40-11:10	13:20-14:00
Stephen 教室	交通工具	碼頭	郵輪	郵輪	碼頭
Liesl 教室	郵輪	郵輪	交通工具	交通工具	郵輪
人數	29	29	27	27	27
人數累加	558	587	614	641	668

	26
日期	0428
學校	古亭
班級	505
時間	14:10-14:50
Stephen 教室	碼頭
Liesl 教室	郵輪
人數	27
人數累加	695

5 月份校內校外學生體驗人數共 1203 人次，外校學生共 489 人次，古亭學生共 714 人次。

外校實體	外校線上
------	------

	1	2	3	4	5
日期	0502	0502	0502	0502	0504
學校	古亭	古亭	古亭	仁愛	仁愛
班級	409	406	410	502	511
時間	09:25-10:05	10:25-11:05	11:15-11:55	13:00-15:30	13:00-15:30
Stephen 教室	碼頭	碼頭	碼頭	碼頭	郵輪
Liesl 教室	交通工具	交通工具	交通工具	郵輪	交通工具
人數	25	25	23	29	26
人數累加	25	50	73	102	128

	6	7	8	9	10
日期	0505	0508	0509	0509	0509
學校	仁愛	龍安	古亭	古亭	古亭
班級	512	605	409	406	410
時間	08:40-11:10	13:00-15:30	09:25-10:05	10:25-11:05	11:15-11:55
Stephen 教室	碼頭	郵輪	碼頭	碼頭	碼頭
Liesl 教室	郵輪	交通工具	交通工具	交通工具	交通工具
人數	28	28	25	25	23
人數累加	156	184	209	234	257

	11	12	13	14	15
日期	0509	0512	0515	0515	0515
學校	仁愛	龍安	古亭	古亭	仁愛
班級	510	601	605	607	514
時間	13:00-15:30	08:40-11:10	10:25-11:05	11:15-11:55	13:00-15:30
Stephen 教室	郵輪	郵輪	郵輪	郵輪	碼頭
Liesl 教室	交通工具	交通工具	交通工具	交通工具	郵輪
人數	28	28	27	27	28
人數累加	285	313	340	367	395

	16	17	18	19	20
日期	0516	0516	0516	0516	0518
學校	古亭	古亭	金華	金華	敦化
班級	604	603	606	605	411
時間	10:25-11:05	11:15-11:55	13:15-13:55	11:15-11:55	13:00-15:30
Stephen 教室	郵輪	郵輪		碼頭	碼頭
Liesl 教室	交通工具	交通工具	碼頭		時代廣場
人數	27	26	30	30	29
人數累加	422	448	478	508	537

	21	22	23	24	25
日期	0519	0519	0519	0522	0522
學校	古亭	金華	古亭	古亭	古亭
班級	606	607	602	302	304
時間	08:35-09:15	10:25-11:05	13:20-14:00	10:25-11:05	11:15-11:55
Stephen 教室	郵輪	碼頭	郵輪	碼頭	碼頭
Liesl 教室	交通工具		交通工具	郵輪	郵輪
人數	24	29	27	25	24
人數累加	561	590	617	642	666

	26	27	28	29	30
日期	0522	0522	0522	0523	0523
學校	南港	古亭	金華	古亭	古亭
班級	601	306	602	409	305
時間	13:20-14:00	14:10-14:50	15:00-15:40	08:35-09:15	10:25-11:05
Stephen 教室		碼頭		碼頭	碼頭
Liesl 教室	碼頭	郵輪	碼頭	郵輪	郵輪
人數	27	25	30	25	24
人數累加	693	718	748	773	797

	31	32	33	34	35
日期	0523	0523	0523	0525	0525
學校	古亭	溪口	溪口	古亭	溪口
班級	603	601	602	303	604
時間	11:15-11:55	13:30-14:10	14:20-15:00	10:25-11:05	13:30-14:10
Stephen 教室	郵輪			碼頭	
Liesl 教室	交通工具	碼頭	碼頭	郵輪	碼頭
人數	26	29	31	25	30
人數累加	823	852	883	908	938

	36	37	38	39	40
日期	0526	0526	0526	0529	0529
學校	古亭	古亭	溪口	古亭	古亭
班級	307	410	603	301	407
時間	08:35-09:15	10:25-11:05	11:20-12:00	09:25-10:05	10:25-11:05
Stephen 教室	碼頭	碼頭		碼頭	碼頭
Liesl 教室	郵輪	郵輪	碼頭	郵輪	郵輪
人數	14	23	29	25	25
人數累加	952	975	1004	1029	1054

	41	42	43	44	45
日期	0529	0529	0529	0530	0530
學校	古亭	古亭	古亭	古亭	古亭
班級	401	408	402	404	403
時間	11:15-11:55	14:10-14:50	15:00-15:40	09:25-10:05	10:25-11:05
Stephen 教室	碼頭	碼頭	碼頭	碼頭	碼頭
Liesl 教室	郵輪	郵輪	郵輪	郵輪	郵輪
人數	26	25	24	24	24
人數累加	1080	1105	1129	1153	1177

	46
日期	0530
學校	古亭
班級	405
時間	11:15-11:55
Stephen 教室	碼頭
Liesl 教室	郵輪
人數	26
人數累加	1203

6 月份校內校外學生體驗人數共 881 人次，外校學生共 86 人次，古亭學生共 795 人次。

外校實體	外校線上
------	------

	1	2	3	4	5
日期	0601	0602	0602	0602	0602
學校	光復	古亭	古亭	古亭	古亭
班級	502	105	102	103	202
時間	13:00-15:30	08:35-09:15	09:25-10:05	10:25-11:05	11:15-11:55
Stephen 教室	碼頭	交通工具	交通工具	交通工具	交通工具
Liesl 教室	郵輪	郵輪	郵輪	郵輪	郵輪
人數	29	28	29	27	28
人數累加	29	57	86	113	141

	6	7	8	9	10
日期	0605	0605	0605	0606	0606
學校	古亭	古亭	古亭	古亭	古亭
班級	104	106	201	601	601
時間	09:25-10:05	10:25-11:05	11:15-11:55	09:25-10:05	13:20-14:00
Stephen 教室	交通工具	交通工具	交通工具	碼頭	碼頭
Liesl 教室	郵輪	郵輪	郵輪	郵輪	郵輪
人數	28	29	29	27	27
人數累加	169	198	227	254	281

	11	12	13	14	15
日期	0608	0609	0612	0612	0612
學校	古亭	南港	古亭	古亭	古亭
班級	606	606	602	605	607
時間	09:25-10:05	09:25-10:05	09:25-10:05	10:25-11:05	11:15-11:55
Stephen 教室	碼頭		碼頭	碼頭	碼頭
Liesl 教室	郵輪	碼頭	郵輪	郵輪	郵輪
人數	24	28	27	27	27
人數累加	305	333	360	387	414

	16	17	18	19	20
日期	0612	0613	0613	0613	0619
學校	金華	古亭	古亭	古亭	古亭
班級	607	606	604	603	307
時間	13:00-15:30	09:25-10:05	10:25-11:05	11:15-11:55	15:00-15:40
Stephen 教室	碼頭	碼頭	碼頭	碼頭	碼頭
Liesl 教室	郵輪	郵輪	郵輪	郵輪	交通工具
人數	29	24	27	26	14
人數累加	443	467	494	520	534

	21	22	23	25	25
日期	0620	0620	0620	0620	0626
學校	古亭	古亭	古亭	古亭	古亭
班級	102	103	101	202	201
時間	09:25-10:05	11:15-11:55	13:20-14:00	15:00-15:40	08:35-09:15
Stephen 教室	交通工具	交通工具	交通工具	交通工具	交通工具
Liesl 教室	郵輪	郵輪	郵輪	郵輪	郵輪
人數	29	27	29	28	29
人數累加	563	590	619	647	676

	26	27	28	29	30
日期	0626	0626	0626	0627	0627
學校	古亭	古亭	古亭	古亭	古亭
班級	204	505	307	409	207
時間	10:25-11:05	11:15-11:55	15:00-15:40	08:35-09:15	10:25-11:05
Stephen 教室	交通工具	碼頭	碼頭	碼頭	交通工具
Liesl 教室	郵輪	郵輪	交通工具	交通工具	郵輪
人數	29	27	14	25	29
人數累加	705	732	746	771	800

	31	32	33
日期	0627	0627	0627
學校	古亭	古亭	古亭
班級	410	101	205
時間	11:15-11:55	13:20-14:00	14:10-14:50
Stephen 教室	碼頭	交通工具	交通工具
Liesl 教室	交通工具	郵輪	郵輪
人數	23	29	29
人數累加	823	852	881

綜合回饋省思

終於能夠全面回歸實體課程，古亭英語情境中心的四位老師都非常高興能夠與各校學生在情境教室裡面對面進行教學，能夠讓學生清楚看到動作、表情等示範，對於學習是非常有幫助的。

本年度新增了一些很有趣的課程，運用不同的教學媒材，如樂高機器人與七巧板的課程，學生能夠學習程式語言邏輯與拼湊幾何圖形時使用的英文對話，學生上課時都非常投入，帶隊的老師們也都給予高度肯定。

各校學生能夠在英文課以外的時間來進行不同於以往教室內的英文學習活動，且全班分兩半，分別使用一間教室上課，每班最多15人，這樣的安排讓每個學生都得到了更多練習機會，老師們也更能看見每位學生的不同需求、給予不同的幫助。英語情境中心的建置能夠補足日常英文課堂的不足，各校學生結束課程離開時常常反映希望能天天來、常常來，因為在這裡的學習很有趣，且從前後測中都能看到自己有進步。

臺北市 111 年度

邁向卓越學生英語夏令營

學校名稱	臺北市大安區古亭國民小學
夏令營特色	112 年度夏令營主題為「酷炫職涯」。營隊將帶領小朋友體驗七種不同有趣且新穎的職業，包含：「YouTuber」、「平面設計師」、「商人」、「海洋生物學家」、「卡通繪圖師」、「停格動畫家」、「旅行代辦」等。在為期四天的營隊中，學生將參與多樣的遊戲活動和課程，體驗不同的職業以及了解各個職業所需具備的技巧，同時學習團體合作和獨立作業。過程中，學生將使用平板拍攝影片、編輯影像、製作停格動畫、和做研究。此外，他們將發揮創意，製作與營隊主題相關的海報，並且在營隊的最後一天上台進行有趣的成果報告。
實施時間	第一梯次：111.07.03－111.07.06 第二梯次：111.07.10－111.07.13
量化呈現辦理成效	1. 參與學生共 58 人（男 28 人、女 30 人） 2. 學生參加夏令營前、後測成果的對比。 第一梯次： 進步人數/總人數：23/28。 第二梯次： 進步人數/總人數：27/30。
質性說明辦理成效	本次夏令營主題為「酷炫職涯」，其中包含：「成為海洋生物學家」、「成為卡通繪圖師」、「成為停格動畫師」、「成為油土伯」、「成為平面設計師」、「創業從商去」等課程，讓孩子認識不同職業，並且執行相關活動，藉此啟發對未來職涯的規劃靈感。根據學生的回饋，藉由親自發想 YouTube 頻道的主題、名稱、和影片內容、設計和定價周邊商品、以及製作海洋生物，並拍攝成動畫影片，學生對不同的職業有初淺的概念，並開始思考自己可能會對什麼樣的工作有興趣，進而朝之付出努力達成目標。
綜合回饋	此次夏令營主題配合自媒體和動畫產業，孩子們更深入地了解各個職業的秘辛，也能夠嘗試從無到有地規劃自己的自媒體平台、影視作品、商標和動畫故事等。成果報告充分展現孩子的創意，和熱情，同時也能看到孩子開心及快樂的學習。

臺北市 111 度邁向卓越學生英語夏令營成果照片



學生們初步和老師及同學彼此認識。



護腕代表著不同隊伍。



分享自己 YouTube 頻道的周邊商品。



組員們一起合作製作成果發表的海報。



用黏土製作海洋生物！



電繪海洋生物！



製作停格動畫中！



結業大合照！

